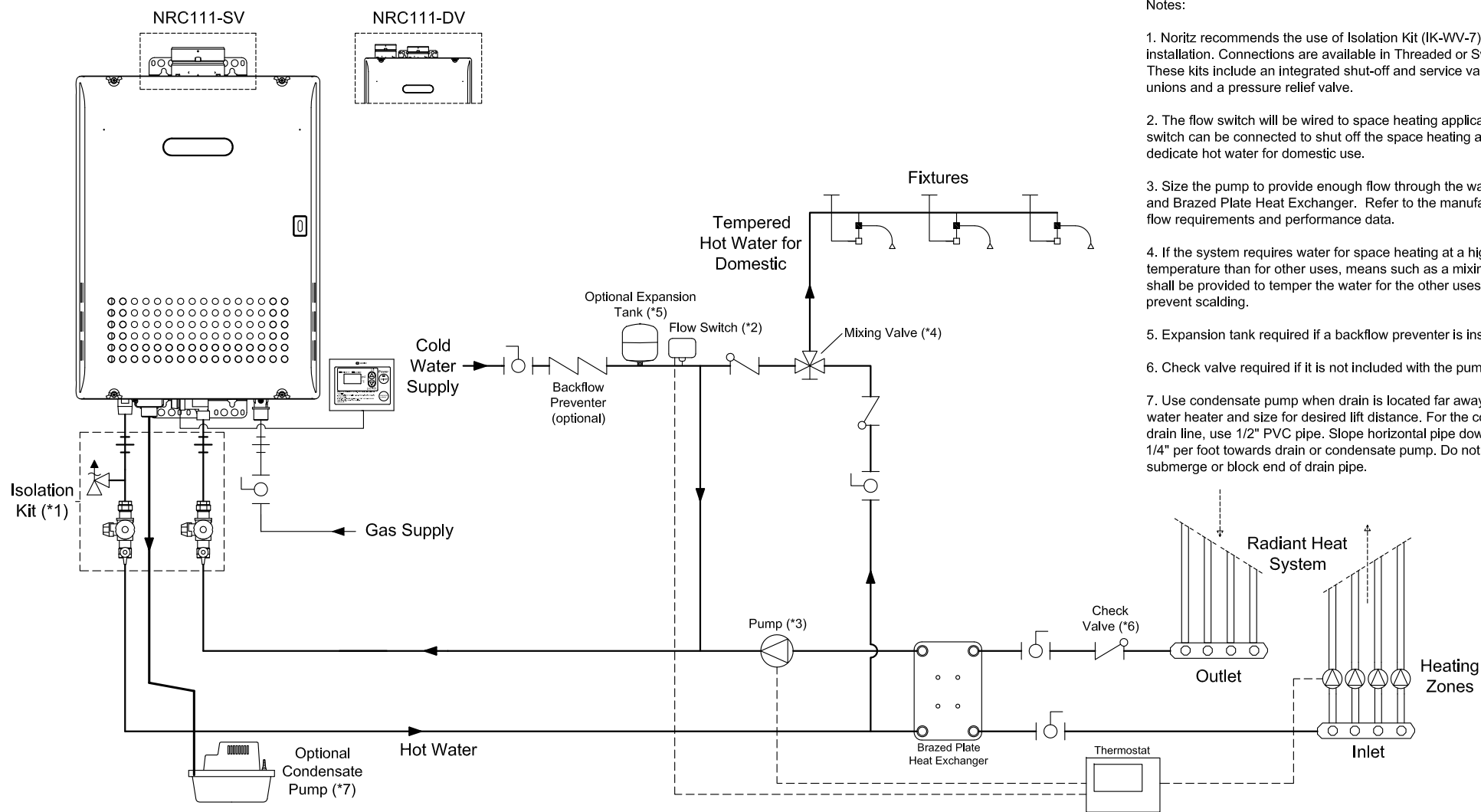


REVISIONS

REV.	DESCRIPTION	DATE	APPRVD.

Notes:




1. Noritz recommends the use of Isolation Kit (IK-WV-7) with installation. Connections are available in Threaded or Sweat. These kits include an integrated shut-off and service valve with unions and a pressure relief valve.
2. The flow switch will be wired to space heating application. The switch can be connected to shut off the space heating and dedicate hot water for domestic use.
3. Size the pump to provide enough flow through the water heater and Brazed Plate Heat Exchanger. Refer to the manufacturer for flow requirements and performance data.
4. If the system requires water for space heating at a higher temperature than for other uses, means such as a mixing valve shall be provided to temper the water for the other uses to help prevent scalding.
5. Expansion tank required if a backflow preventer is installed.
6. Check valve required if it is not included with the pump.
7. Use condensate pump when drain is located far away from water heater and size for desired lift distance. For the condensate drain line, use 1/2" PVC pipe. Slope horizontal pipe downwards 1/4" per foot towards drain or condensate pump. Do not submerge or block end of drain pipe.











11160 Grace Avenue  
Fountain Valley, California 92708  
866-7NORITZ (866-766-7489)  
www.noritz.com

<b>MODEL:</b> NRC111 Series
<b>APPLICATION:</b> Domestic Hot Water Priority Switch Radiant Heating
<b>DRAWING NUMBER:</b> (7g)NRC111
<b>DRAWING DATE:</b> November 17, 2009

**Noritz Accessories**

-  RC-7649M (Remote Controller)
-  RC-CORD10 (10' Remote Controller Cord, optional in 26')
-  VC-4C (Outdoor Vent Cap for -SV model only)

*Note: This diagram is for reference only. Installation must comply with State and Local Code, all gas and water pipe must be sized correctly to specific length, according to accepted engineering methods or the UPC Code for Noritz Water Heaters to operate correctly.*

- |  |  |
|--|--|
|  Shut-off Ball Valve  |  Aquastat (Honeywell Model #L6006A or L6006C) |
|  Check Valve  |  Pump   |
|  Union  |  Mixing Valve                                 |
|  Pressure Relief Valve (Watts 174A, Zurn P3000BR, Cash Acme F-82) |  Thermal Expansion Tank                       |