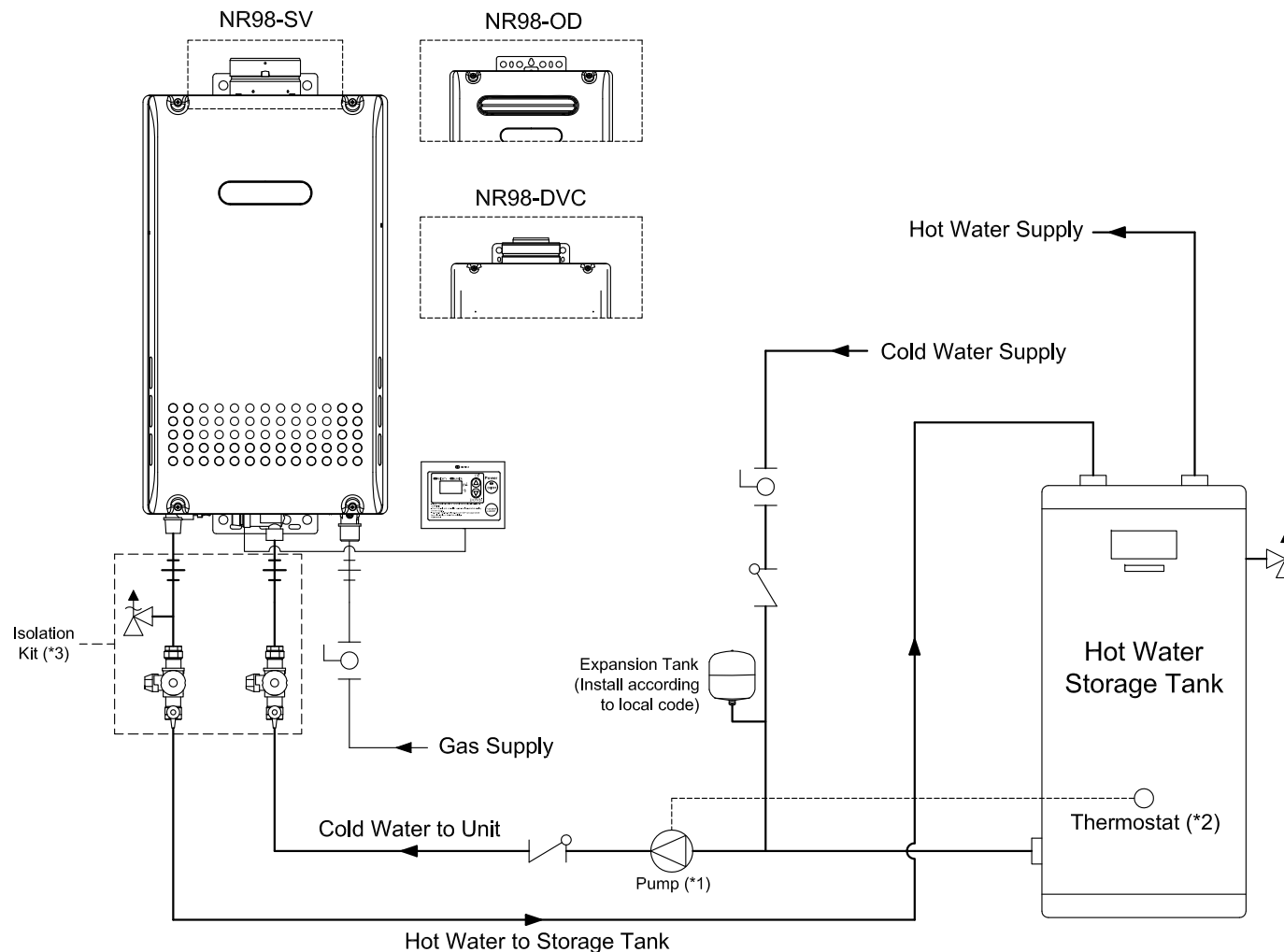


REVISIONS

REV.	DESCRIPTION	DATE	APPRVD.

Notes:

- To achieve the highest recovery, size the storage tank circulation pump for maximum capacity (NR98 Series: 5.0 gpm @ 20 ft. of head plus piping losses through the system). Verify the supply pressure to the unit is at least 30 PSI.
- Thermostat of storage tank should be set 10°F below the output set temperature of the water heater.
- Noritz recommends the use of Isolation Kit (IK-WV-7) with installation. Connections are available in Threaded or Sweat. These kits include an integrated shut-off and service valve with unions and a pressure relief valve.



11160 Grace Avenue
Fountain Valley, California 92708
866-7NORITZ (866-766-7489)
www.noritz.com

MODEL:

NR98 Series

APPLICATION:

Domestic Hot Water Storage Tank

DRAWING NUMBER:

(3a1)NR98

DRAWING DATE:

November 17, 2009

Noritz Accessories



RC-7649M (Remote Controller)

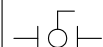


RC-CORD10 (10' Remote Controller Cord, optional in 26')

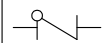


VC-4-1 (Outdoor Vent Cap for -SV model only)

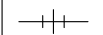
Note: This diagram is for reference only. Installation must comply with State and Local Code, all gas and water pipe must be sized correctly to specific length, according to accepted engineering methods or the UPC Code for Noritz Water Heaters to operate correctly.



Shut-off Ball Valve



Check Valve



Union



Pressure Relief Valve (Watts 3L, Zurn P1000A, Cash Acme FWL-2)



Aquastat (Honeywell Model #L6006A or L6006C)



Pump



Mixing Valve



Thermal Expansion Tank