

REVISIONS

REV.	DESCRIPTION	DATE	APPRVD.

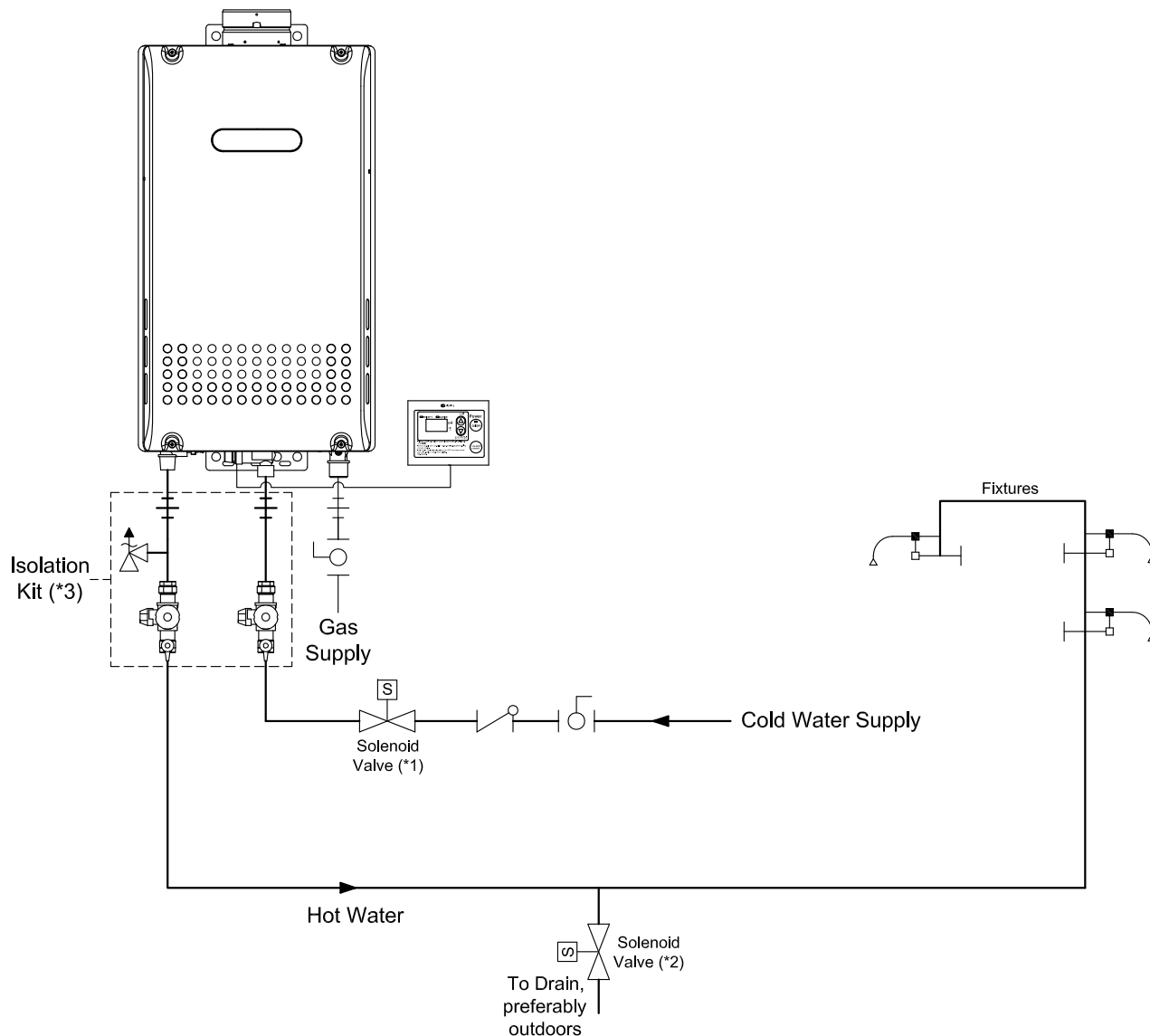
Notes:

- 3/4" or bigger Solenoid Valve, normally open. Closes upon 110V power loss.
- Up to 3/4" Solenoid Valve, normally closed. Opens upon 110V power loss.

In the event of a power loss, the Noritz unit will not have power to operate the 'internal freeze prevention' electric heater, so water would have to be drained from the system (unit & plumbing) manually to prevent any type of freezing.

An additional method to prevent freezing to the unit, would be by having the solenoid valves in place and wired to 110V supply, water will automatically be supplied to the Noritz only when there is power and water will automatically be drained from the system upon power loss or power outage.

- Noritz recommends the use of Isolation Kit (IK-WV-4) with installation. Connections are available in Threaded, Sweat, or Push-On. These kits include an integrated shut-off and service valve with unions and a pressure relief valve.



11160 Grace Avenue  
Fountain Valley, California 92708  
866-7NORITZ (866-766-7489)  
www.noritz.com

MODEL:

N-0751M

APPLICATION:

Domestic Hot Water  
Additional Freeze Protection

DRAWING NUMBER:

(9)N751M

DRAWING DATE:

September 22, 2008

**Noritz Accessories**



RC-7649M (Remote Controller,  
Optional with N-0531S/N-0631S)

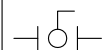


RC-CORD10 (10' Remote  
Controller Cord, optional in 26')

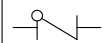


VC-4-1 (Outdoor Vent Cap,  
place on top of unit)

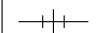
Note: This diagram is for reference only. Installation must comply with State and Local Code, all gas and water pipe must be sized correctly to specific length, according to accepted engineering methods or the UPC Code for Noritz Water Heaters to operate correctly.



Shut-off Ball Valve



Check Valve



Union



Pressure Relief Valve (Watts 3L,  
Zurn P1000A, Cash Acme FWL-2)



Aquastat (Honeywell Model  
#L6006A or L6006C)



Pump



Mixing Valve



Thermal Expansion Tank