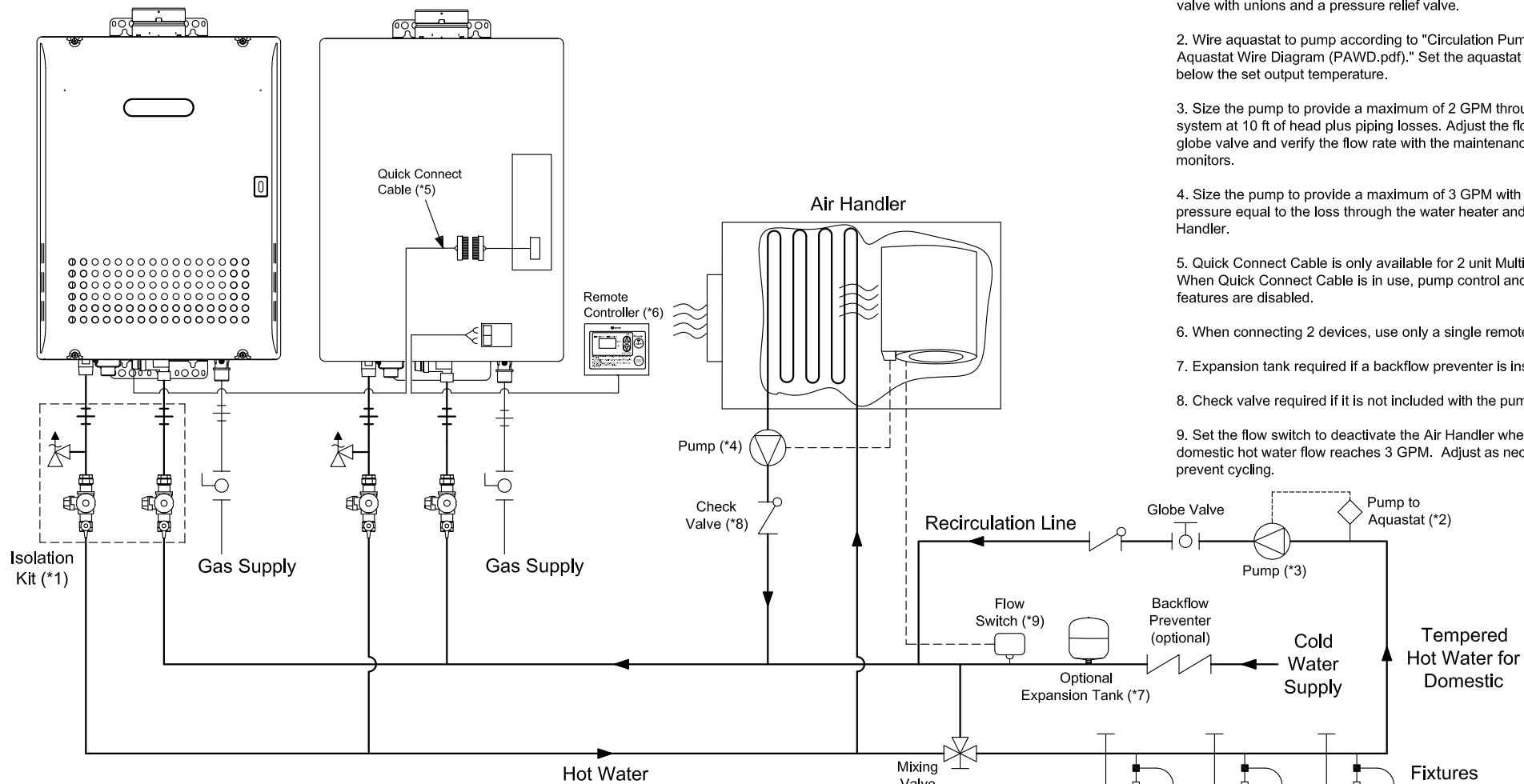


REVISIONS

REV.	DESCRIPTION	DATE	APPRVD.

Notes:

- Noritz recommends the use of Isolation Kit (IK-WV-5) with installation. These kits include an integrated shut-off and service valve with unions and a pressure relief valve.
- Wire aquastat to pump according to "Circulation Pump to Aquastat Wire Diagram (PAWD.pdf)." Set the aquastat to 10°F below the set output temperature.
- Size the pump to provide a maximum of 2 GPM through the system at 10 ft of head plus piping losses. Adjust the flow using a globe valve and verify the flow rate with the maintenance monitors.
- Size the pump to provide a maximum of 3 GPM with a head pressure equal to the loss through the water heater and Air Handler.
- Quick Connect Cable is only available for 2 unit Multi-System. When Quick Connect Cable is in use, pump control and tub alarm features are disabled.
- When connecting 2 devices, use only a single remote controller.
- Expansion tank required if a backflow preventer is installed.
- Check valve required if it is not included with the pump.
- Set the flow switch to deactivate the Air Handler when the domestic hot water flow reaches 3 GPM. Adjust as necessary to prevent cycling.



11160 Grace Avenue
Fountain Valley, California 92708
866-7NORITZ (866-766-7489)
www.noritz.com

MODEL:

N-0931M

APPLICATION:

Hydronic Heating
Quick Connect
Domestic Hot Water
Recirculation
Primary Loop





DRAWING NUMBER:

(6b2)N931M









DRAWING DATE:

September 22, 2008

Noritz Accessories

-  RC-7649M (Remote Controller)
-  RC-CORD10 (10' Remote Controller Cord, optional in 26')
-  VC-4-1 (Outdoor Vent Cap, place on top of unit)
-  QC-1M (Quick Connect Cable, for 2 unit Multi-System)

Note: This diagram is for reference only. Installation must comply with State and Local Code, all gas and water pipe must be sized correctly to specific length, according to accepted engineering methods or the UPC Code for Noritz Water Heaters to operate correctly.

-  Shut-off Ball Valve
-  Check Valve
-  Union
-  Pressure Relief Valve (Watts 174A, Zurn P3000BR, Cash Acme F-82)
-  Aquastat (Honeywell Model #L6006A or L6006C)
-  Pump
-  Mixing Valve
-  Thermal Expansion Tank