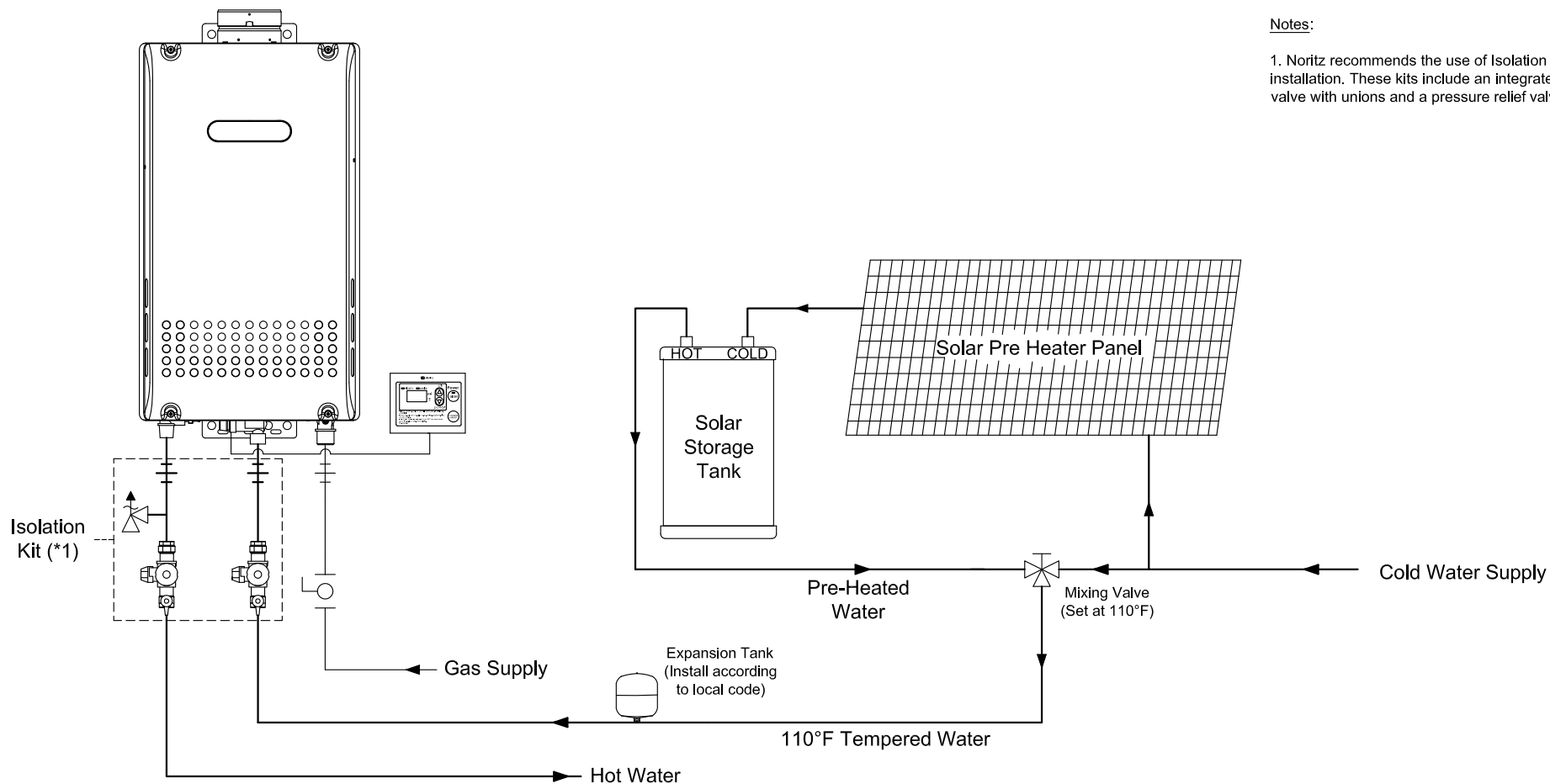


REVISIONS

REV.	DESCRIPTION	DATE	APPRVD.

Notes:

1. Noritz recommends the use of Isolation Kit (IK-WV-4) with installation. These kits include an integrated shut-off and service valve with unions and a pressure relief valve.



11160 Grace Avenue
Fountain Valley, California 92708
866-7NORITZ (866-766-7489)
www.noritz.com

MODEL:

N-0751M

APPLICATION:

Domestic Hot Water
Solar Pre-Heat

DRAWING NUMBER:

(4a)N751M

DRAWING DATE:

September 22, 2008

Noritz Accessories



RC-7649M (Remote Controller,
Optional with N-0531S/N-0631S)



RC-CORD10 (10' Remote
Controller Cord, optional in 26')




VC-4-1 (Outdoor Vent Cap,
place on top of unit)


Note: This diagram is for reference only. Installation must comply with State and Local Code, all gas and water pipe must be sized correctly to specific length, according to accepted engineering methods or the UPC Code for Noritz Water Heaters to operate correctly.


 Shut-off Ball Valve

 Check Valve


 Union

 Pressure Relief Valve (Watts 3L,
Zurn P1000A, Cash Acme FWL-2)

 Aquastat (Honeywell Model
#L6006A or L6006C)

 Pump

 Mixing Valve

 Thermal Expansion Tank