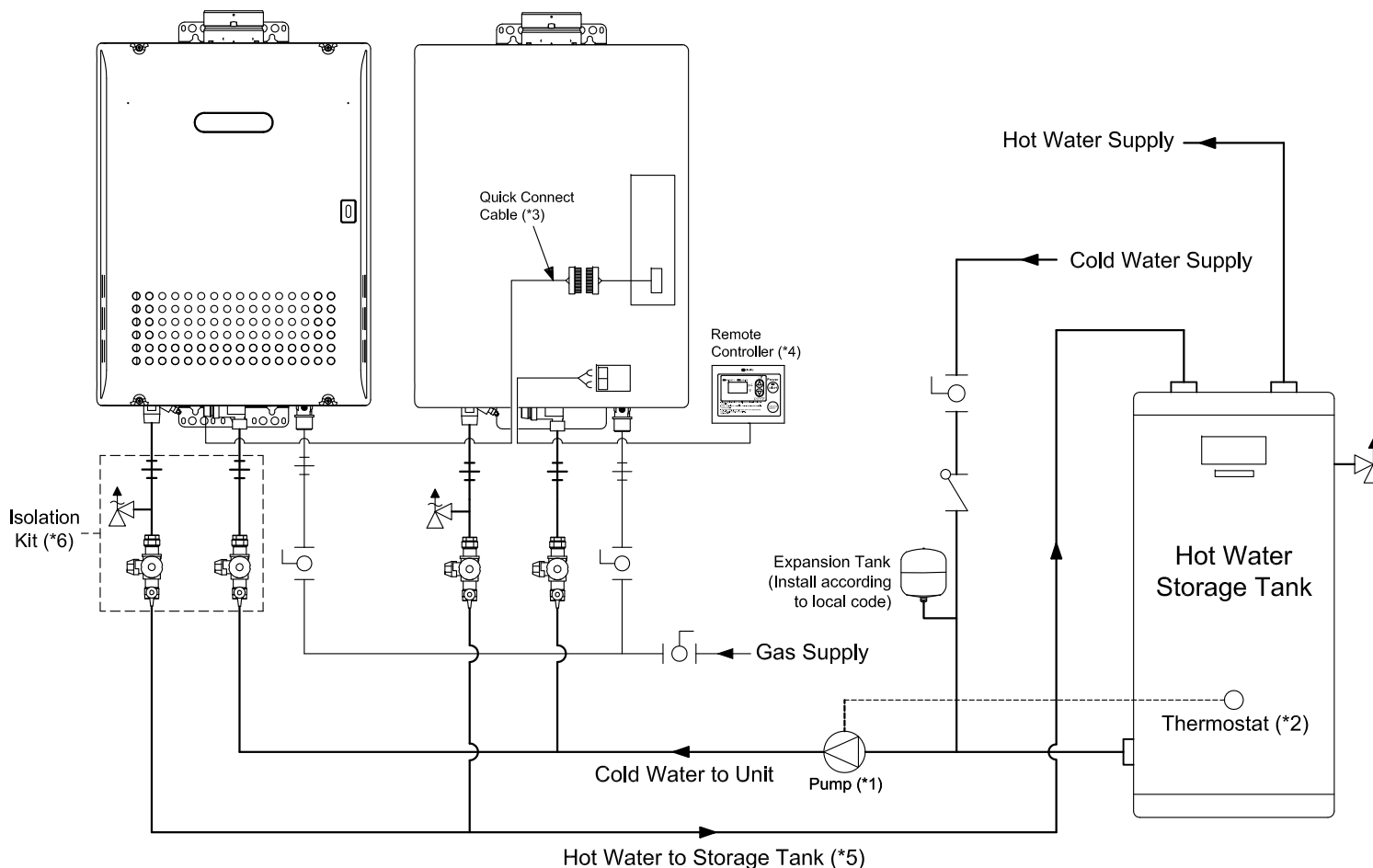


REVISIONS

REV.	DESCRIPTION	DATE	APPRVD.

Notes:

- To achieve the highest recovery, size the storage tank circulation pump for maximum capacity (N-0931M: 8.0 gpm (each) @ 40 ft. of head plus piping losses through the system). Verify the supply pressure to the unit is at least 30 PSI.
- Thermostat of storage tank should be set 10°F below the output set temperature of the water heater.
- Quick Connect Cable is only available for 2 unit Multi-System. When Quick Connect Cable is in use, pump control and tub alarm features are disabled.
- When connecting 2 devices, use only a single remote controller.
- Size the piping to allow for the maximum flow rates of the units.
- Noritz recommends the use of Isolation Kit (IK-WV-8) with installation. Connections are available in Threaded or Sweat. These kits include an integrated shut-off and service valve with unions and a pressure relief valve.



**NORITZ**  
 11160 Grace Avenue  
 Fountain Valley, California 92708  
 866-7NORITZ (866-766-7489)  
 www.noritz.com





**MODEL:**  
 N-0931M

**APPLICATION:**  
 Domestic Hot Water  
 Quick Connect System  
 Storage Tank









**DRAWING NUMBER:**  
 (3a2)N931M

**DRAWING DATE:**  
 August 5, 2009

**Noritz Accessories**

-  RC-7649M (Remote Controller)
-  RC-CORD10 (10' Remote Controller Cord, optional in 26')
-  VC-4-1 (Outdoor Vent Cap, place on top of unit)
-  QC-1M (Quick Connect Cable, for 2 unit Multi-System)

*Note: This diagram is for reference only. Installation must comply with State and Local Code, all gas and water pipe must be sized correctly to specific length, according to accepted engineering methods or the UPC Code for Noritz Water Heaters to operate correctly.*

-  Shut-off Ball Valve
-  Check Valve
-  Union
-  Pressure Relief Valve (Watts 174A, Zurn P3000BR, Cash Acme F-82)
-  Aquastat (Honeywell Model #L6006A or L6006C)
-  Pump
-  Mixing Valve
-  Thermal Expansion Tank