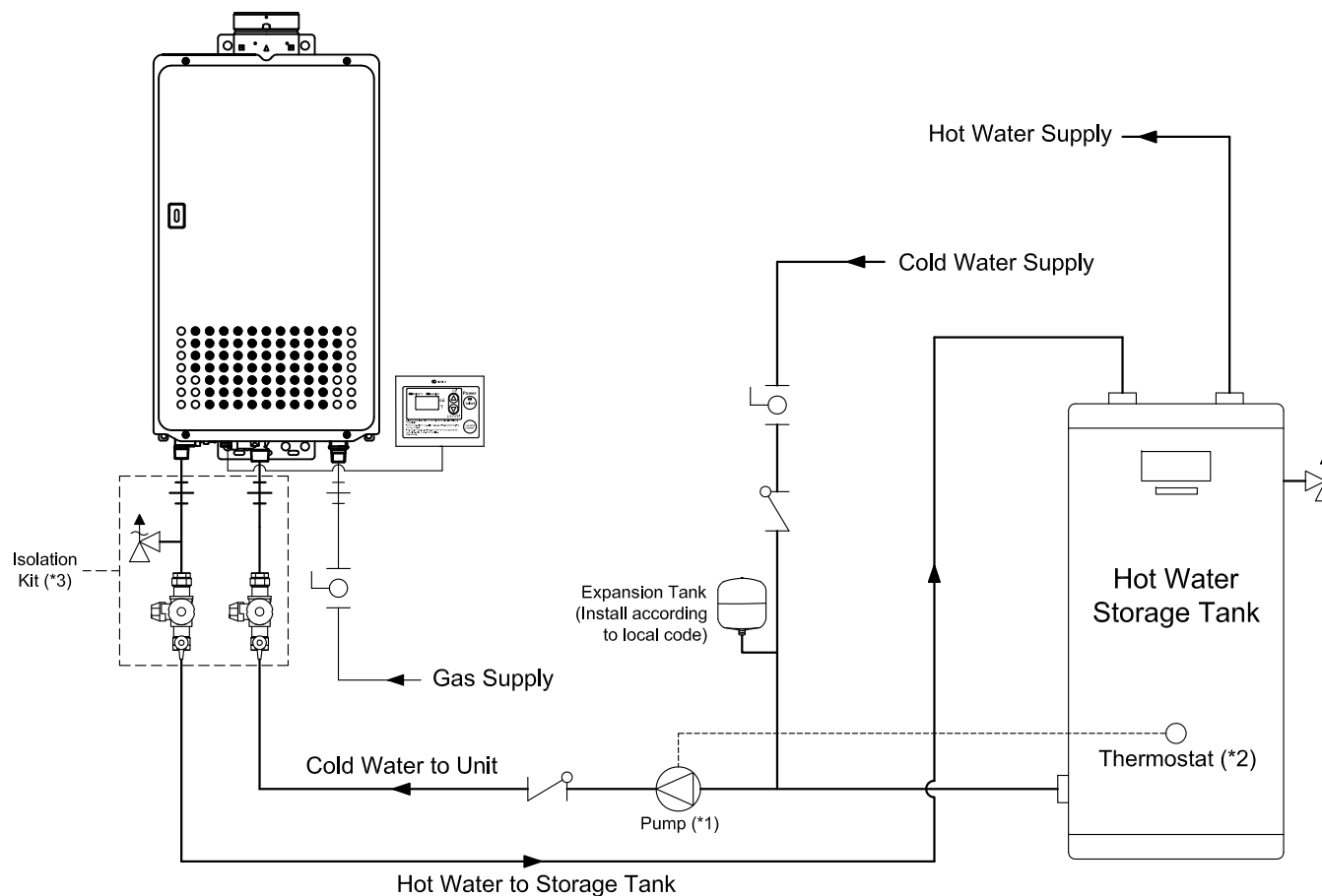


REVISIONS

REV.	DESCRIPTION	DATE	APPRVD.

Notes:




- To achieve the highest recovery, size the storage tank circulation pump for maximum capacity (N-0631S: 3.1 gpm @ 20 ft. of head plus piping losses through the system). Verify the supply pressure to the unit is at least 30 PSI.
- Thermostat of storage tank should be set 10°F below the output set temperature of the water heater.
- Noritz recommends the use of Isolation Kit (IK-WV-7) with installation. Connections are available in Threaded or Sweat. These kits include an integrated shut-off and service valve with unions and a pressure relief valve.











11160 Grace Avenue  
Fountain Valley, California 92708  
866-7NORITZ (866-766-7489)  
www.noritz.com

<b>MODEL:</b>	N-0631S
<b>APPLICATION:</b>	Domestic Hot Water Storage Tank
<b>DRAWING NUMBER:</b>	(3a1)N631S
<b>DRAWING DATE:</b>	August 4, 2009

**Noritz Accessories**

-  RC-7649M (Remote Controller, Optional with N-0531S/N-0631S)
-  RC-CORD10 (10' Remote Controller Cord, optional in 26')
-  VC-4-1 (Outdoor Vent Cap, place on top of unit)

*Note: This diagram is for reference only. Installation must comply with State and Local Code, all gas and water pipe must be sized correctly to specific length, according to accepted engineering methods or the UPC Code for Noritz Water Heaters to operate correctly.*

 Shut-off Ball Valve	 Aquastat (Honeywell Model #L6006A or L6006C)
 Check Valve	 Pump
 Union	 Mixing Valve
 Pressure Relief Valve (Watts 3L, Zurn P1000A, Cash Acme FWL-2)	 Thermal Expansion Tank