

REVISIONS

REV.	DESCRIPTION	DATE	APPRVD.

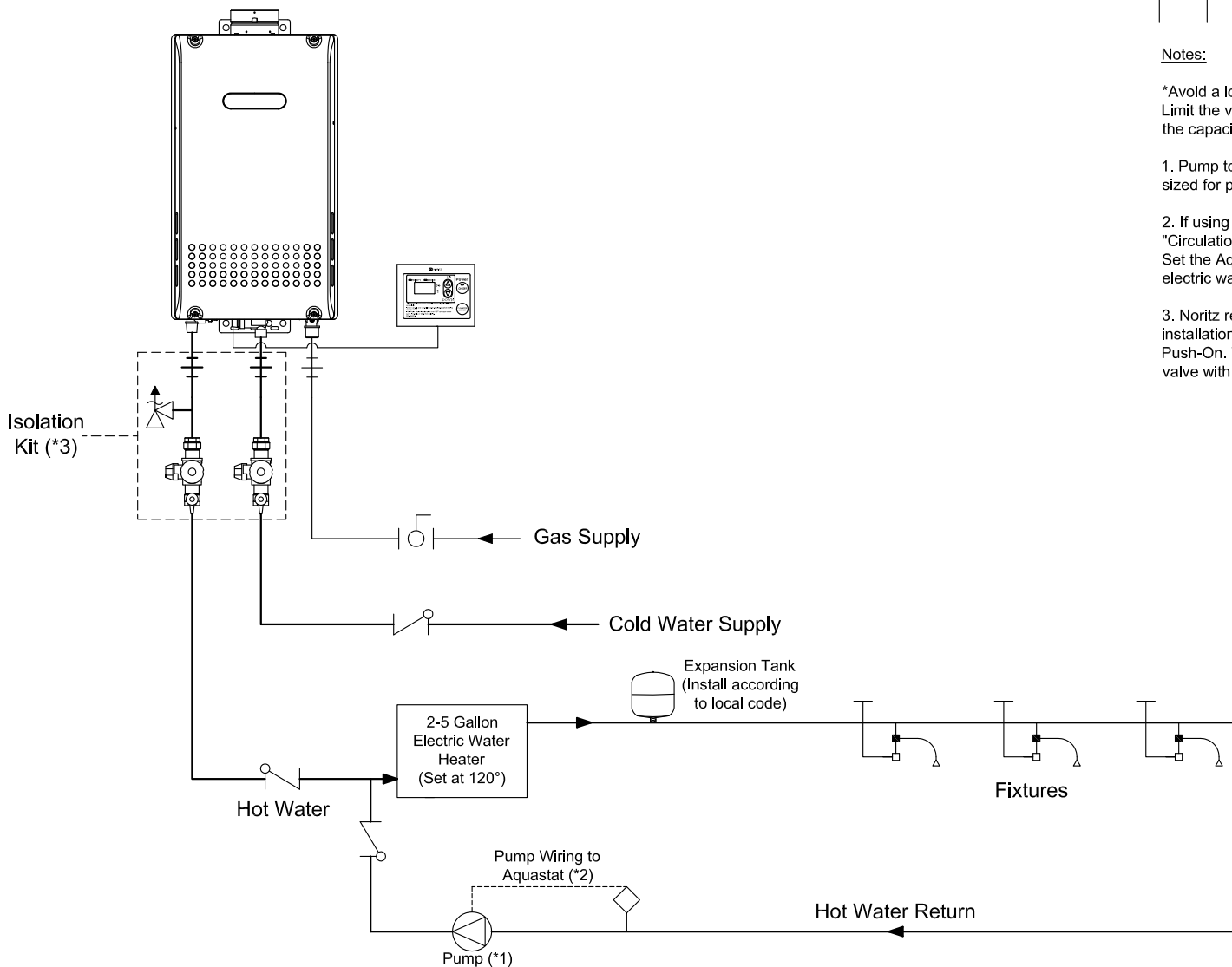
Notes:

*Avoid a long pipe run from Noritz heater to electric storage tank. Limit the volume of the recirculation loop piping from exceeding the capacity of the electric storage tank.

1. Pump to be controlled by aquastat or timer. Pump should be sized for piping losses through system.

2. If using aquastat, wire aquastat to pump according to "Circulation Pump to Aquastat Wire Diagram (PAWD.pdf)." Set the Aquastat to 10°F below the set output temperature of the electric water heater.




3. Noritz recommends the use of Isolation Kit (IK-WV-4) with installation. Connections are available in Threaded, Sweat, and Push-On. These kits include an integrated shut-off and service valve with unions and a pressure relief valve.











11160 Grace Avenue
Fountain Valley, California 92708
866-7NORITZ (866-766-7489)
www.noritz.com

MODEL:	N-0751M
APPLICATION:	Domestic Hot Water Recirculation Electric Storage Tank
DRAWING NUMBER:	(2b)N751M
DRAWING DATE:	September 22, 2008

Noritz Accessories

-  RC-7649M (Remote Controller, Optional with N-0531S/N-0631S)
-  RC-CORD10 (10' Remote Controller Cord, optional in 26')
-  VC-4-1 (Outdoor Vent Cap, place on top of unit)

Note: This diagram is for reference only. Installation must comply with State and Local Code, all gas and water pipe must be sized correctly to specific length, according to accepted engineering methods or the UPC Code for Noritz Water Heaters to operate correctly.

 Shut-off Ball Valve	 Aquastat (Honeywell Model #L6006A or L6006C)
 Check Valve	 Pump
 Union	 Mixing Valve
 Pressure Relief Valve (Watts 3L, Zurn P1000A, Cash Acme FWL-2)	 Thermal Expansion Tank