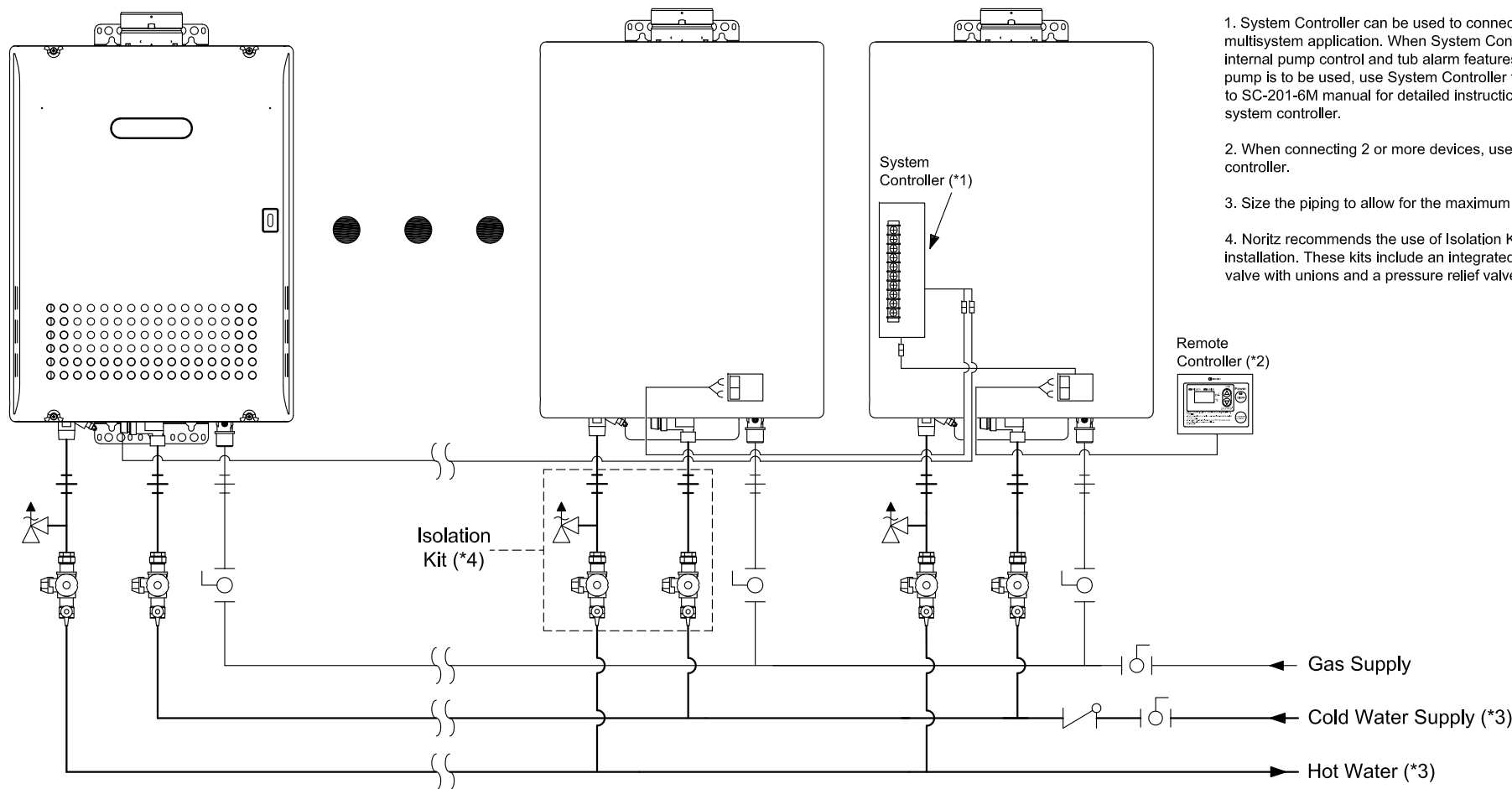


REVISIONS

REV.	DESCRIPTION	DATE	APPRVD.

Notes:

1. System Controller can be used to connect a 2 or more unit multisystem application. When System Controller is in use, internal pump control and tub alarm features are disabled. If pump is to be used, use System Controller to control pump. Refer to SC-201-6M manual for detailed instructions in setting up system controller.
2. When connecting 2 or more devices, use only a single remote controller.
3. Size the piping to allow for the maximum flow rates of the units.
4. Noritz recommends the use of Isolation Kit (IK-WV-5) with installation. These kits include an integrated shut-off and service valve with unions and a pressure relief valve.



NORITZ
 11160 Grace Avenue
 Fountain Valley, California 92708
 866-7NORITZ (866-766-7489)
 www.noritz.com





MODEL:
 N-0931M

APPLICATION:
 2-6 Unit Multi-System
 Domestic Hot Water









DRAWING NUMBER:
 (1a2-6)N931M

DRAWING DATE:
 September 22, 2008

Noritz Accessories

-  RC-7649M (Remote Controller)
-  RC-CORD10 (10' Remote Controller Cord, optional in 26')
-  VC-4-1 (Outdoor Vent Cap, place on top of unit)
-  SC-201-6M (System Controller, for 2 or more unit Multi-System)

Note: This diagram is for reference only. Installation must comply with State and Local Code, all gas and water pipe must be sized correctly to specific length, according to accepted engineering methods or the UPC Code for Noritz Water Heaters to operate correctly.

-  Shut-off Ball Valve
-  Check Valve
-  Union
-  Pressure Relief Valve (Watts 174A, Zurn P3000BR, Cash Acme FWL-82)
-  Aquastat (Honeywell Model #L6006A or L6006C)
-  Pump
-  Mixing Valve
-  Thermal Expansion Tank