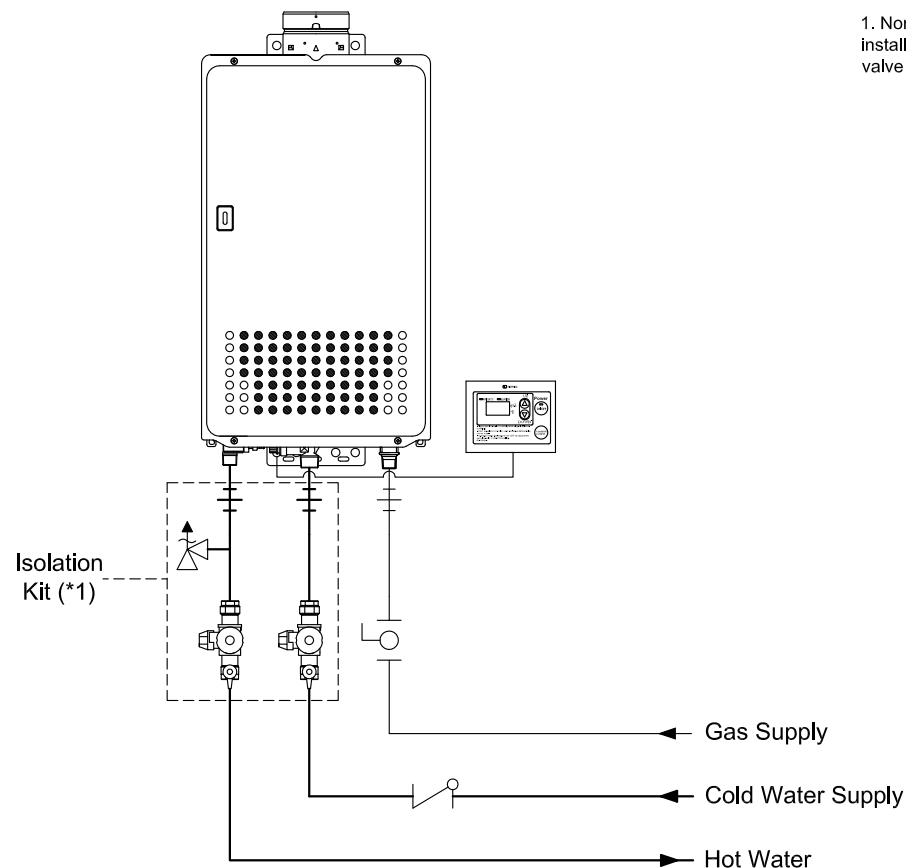


REVISIONS

REV.	DESCRIPTION	DATE	APPRVD.

Notes:

- Noritz recommends the use of Isolation Kit (IK-WV-4) with installation. These kits include an integrated shut-off and service valve with unions and a pressure relief valve.



11160 Grace Avenue  
Fountain Valley, California 92708  
866-7NORITZ (866-766-7489)  
www.noritz.com

MODEL:

N-0631S

APPLICATION:

Domestic Hot Water

DRAWING NUMBER:

(1a1)N631S

DRAWING DATE:

September 22, 2008

**Noritz Accessories**



RC-7649M (Remote Controller, Optional with N-0531S/N-0631S)

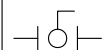


RC-CORD10 (10' Remote Controller Cord, optional in 26')



VC-4-1 (Outdoor Vent Cap, place on top of unit)

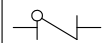
Note: *This diagram is for reference only. Installation must comply with State and Local Code, all gas and water pipe must be sized correctly to specific length, according to accepted engineering methods or the UPC Code for Noritz Water Heaters to operate correctly.*



Shut-off Ball Valve



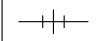
Aquastat (Honeywell Model #L6006A or L6006C)



Check Valve (optional)



Pump



Union



Mixing Valve



Pressure Relief Valve (Watts 3L, Zurn P1000A, Cash Acme FWL-2)



Thermal Expansion Tank