

REVISIONS

REV.	DESCRIPTION	DATE	APPRVD.

Notes:

*1. Noritz recommends the use of Isolation Kit (IK-WV-200) with installation. Connections are available in Threaded or Sweat. These Kits include an integrated shut-off and service valve with unions and a pressure relief valve.

*2. Size the pump to provide a max of 1.5 GPM through the system at 10 ft. of head plus piping losses. Adjust the flow using a globe valve and verify the flow rate with the maintenance monitors.

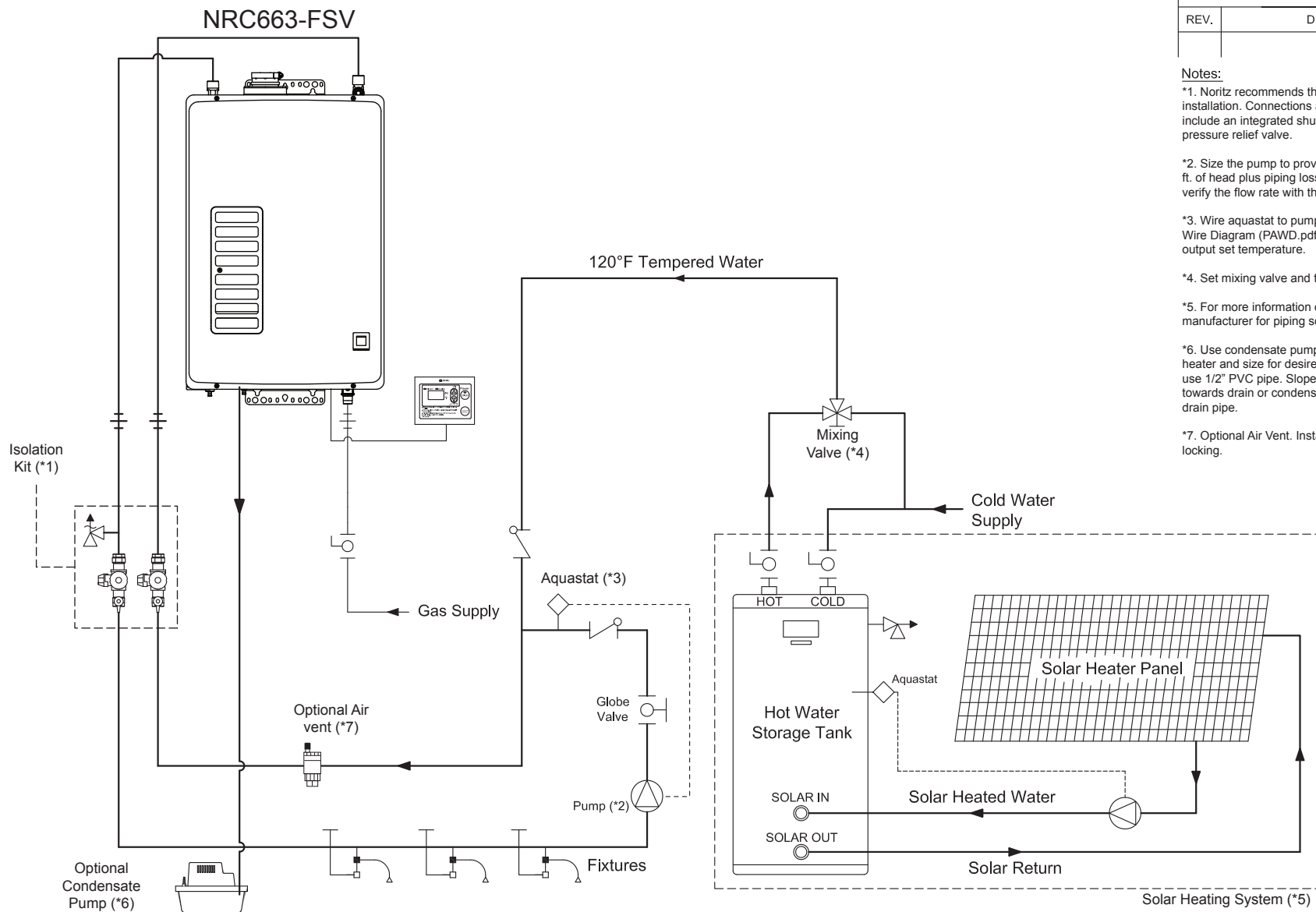
*3. Wire aquastat to pump according to "Circulation Pump to Aquastat Wire Diagram (PAWD.pdf)." Aquastat should be set to 10°F below the output set temperature.

*4. Set mixing valve and tank less water heater to 120°F.

*5. For more information on installing a solar heating system, refer to the manufacturer for piping schemes and performance data.

*6. Use condensate pump when drain is located far away from water heater and size for desired lift distance. For the condensate drain line, use 1/2" PVC pipe. Slope horizontal pipe downwards 1/4" per foot towards drain or condensate pump. Do not submerge or block end of drain pipe.

*7. Optional Air Vent. Install at highest point in system to prevent air locking.



NORITZ
 11160 Grace Avenue
 Fountain Valley, California 92708
 866-7NORITZ (866-766-7489)
 www.noritz.com



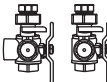
MODEL:
 NRC663-Series

APPLICATION:
 Domestic Hot Water
 Solar Pre-Heat
 Recirculation









DRAWING NUMBER:
 (7)NRC711-DHW-SOLAR-PRE-HEAT-
 RECIRCULATION

DRAWING DATE:
 7/23/2014

Noritz Accessories

-  RC-7651M (Remote Controller)
-  RC-CORD10 (10' Remote Controller Cord, optional in 26')
-  IK-WV-200 (Isolation Kit)

Note: This diagram is for reference only. Installation must comply with State and Local Code, all gas and water pipe must be sized correctly to specific length, according to accepted engineering methods or the UPC Code for Noritz Water Heaters to operate correctly.

-  Shut-off Ball Valve
-  Check Valve
-  Union
-  Pressure Relief Valve (Watts 174A, Zurn P3000BR, Cash Acme F-82)
-  Aquastat (Honeywell Model #L6006A or L6006C)
-  Pump
-  Mixing Valve
-  Thermal Expansion Tank