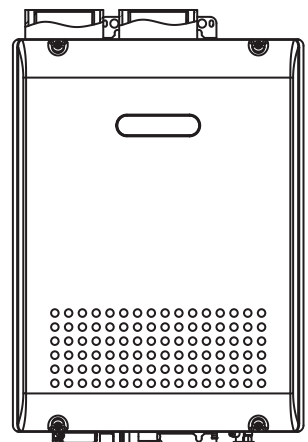
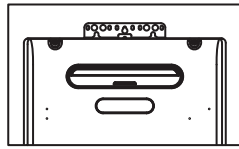


NCC1991-DV

NCC1991-OD



Isolator Kits include integrated shut-off and service valves with unions and a pressure relief valve

Drain Line

Tempered Hot Water Supply

Set mixing valve to 120°F for residential applications to prevent scalding

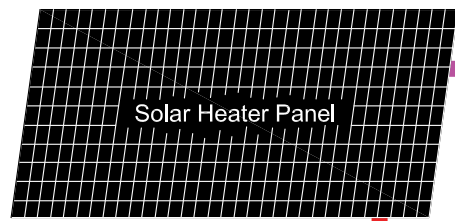
Gas Supply

Optional Air vent. Install at highest point in system to prevent air locking

Set the Aquastat to 10°F below the set output temperature at the water heater

Cold Water Supply

Solar Hot Water Storage Tank



Solar Heated Water

Solar Return Water

For more information on installing solar heating systems, refer to the manufacturer for any recommendations regarding piping schemes and desired performance



11160 Grace Avenue
Fountain Valley, California 92708
866-7NORITZ (866-766-7489)
www.noritz.com

MODEL
NCC1991 SERIES

APPLICATION
COMMERCIAL RECIRCULATION
MULTI-UNIT SYSTEM CONTROLLER-
STORAGE TANK

DRAWING NUMBER
(6)NC1991-Commercial Indirect Solar.pdf

DRAWING DATE
5/22/2014

EQUIPMENT LIST				
ITEM	PART #	QTY		
NORITZ TANKLESS WATER HEATER	NCC1991	1		
REMOTE CONTROLLER	RC-9018M	1		
REMOTE CONTROLLER CORD	RC-CORD10	1		
SOLAR HEATING SYSTEM	FIELD SUPPLIED	1		
ISOLATOR KIT	IK-WV-200	1		
STORAGE TANK	FIELD SUPPLIED	1		
THERMOSTAT	FIELD SUPPLIED	1		
EXPANSION TANK	FIELD SUPPLIED	1		
RECIRCULATION PUMP	FIELD SUPPLIED	1		
AQUASTAT	FIELD SUPPLIED	1		
GLOBE VALVE	FIELD SUPPLIED	1		
CHECK VALVE	FIELD SUPPLIED	1		

Note: This diagram is for reference only. Installation must comply with State and Local Code, all gas and water pipe must be sized correctly to specific length, according to accepted engineering methods or the UPC Code for Noritz Water Heaters to operate correctly.

	Shut-off Ball Valve		Aquastat (Honeywell Model #L6006A or L6006C)
	Check Valve		Pump
	Union		Mixing Valve
	Pressure Relief Valve (Watts 174A, Zurn P3000BR, Cash Acme F-82)		Thermal Expansion Tank