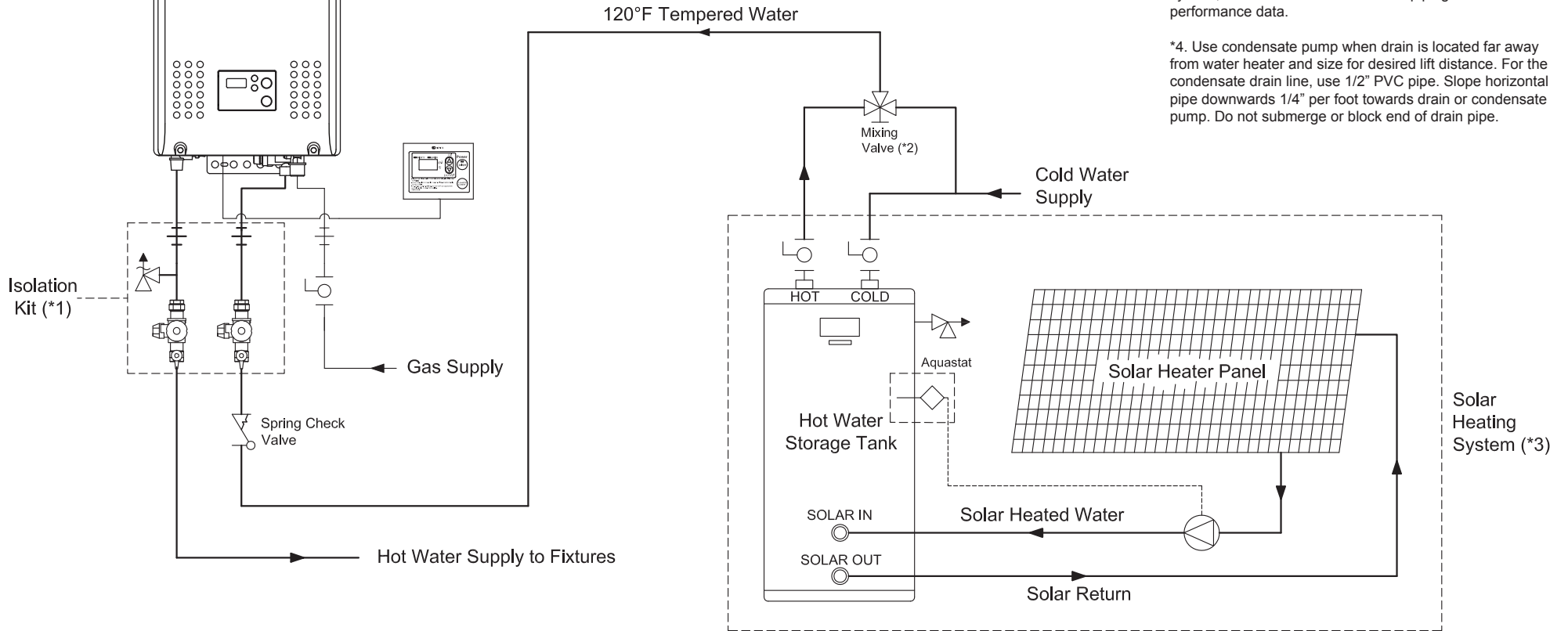
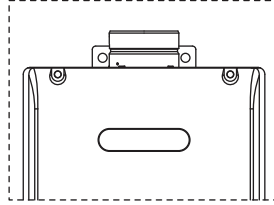
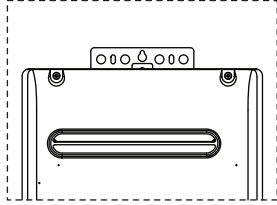
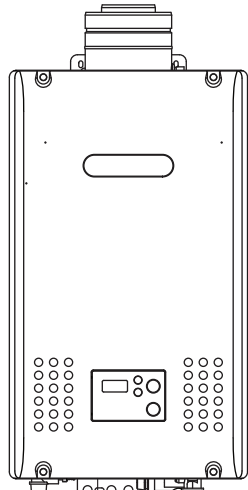


NRC981-DVC

NRC981-OD

NRC981-SV



REVISIONS

REV.	DESCRIPTION	DATE	APPRVD.

Notes:

*1. Noritz recommends the use of Isolation Kit (IK-WV-200) with installation. Connections are available in Threaded or Sweat. These Kits include an integrated shut-off and service valve with unions and a pressure relief valve.

*2. Set mixing valve and tank less water heater to 120°F.

*3. For more information on installing a solar heating system, refer to the manufacturer for piping schemes and performance data.

*4. Use condensate pump when drain is located far away from water heater and size for desired lift distance. For the condensate drain line, use 1/2" PVC pipe. Slope horizontal pipe downwards 1/4" per foot towards drain or condensate pump. Do not submerge or block end of drain pipe.



11160 Grace Avenue
Fountain Valley, California 92708
866-7NORITZ (866-766-7489)
www.noritz.com

MODEL:
NRC981-SERIES

APPLICATION:
Domestic Hot Water
Solar Pre-Heat

DRAWING NUMBER:
(8)NRC981-DHW-SOLAR-PRE-HEAT

DRAWING DATE:
1/20/2014

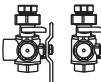
Noritz Accessories



RC-7651M (Remote Controller)



RC-CORD10 (10' Remote Controller Cord, optional in 26')



IK-WV-200 (Isolation Kit)

Note: This diagram is for reference only. Installation must comply with State and Local Code, all gas and water pipe must be sized correctly to specific length, according to accepted engineering methods or the UPC Code for Noritz Water Heaters to operate correctly.

	Shut-off Ball Valve		Aquastat
	Spring Check Valve		Pump
	Union		Mixing Valve
	Pressure Relief Valve (Watts 3L, Zurn P1000A, Cash Acme FWL-2)		Thermal Expansion Tank