

REVISIONS

REV.	DESCRIPTION	DATE	APPRVD.

Notes:

*1. Noritz recommends the use of Isolation Kit (IK-WV-200) with installation. Connections are available in Threaded or Sweat. These kits include an integrated shut-off and service valve with unions and a pressure relief valve.

*2. Set the flow switch to deactivate the Air Handler when the domestic hot water flow reaches 2 GPM. Adjust as necessary to prevent cycling.

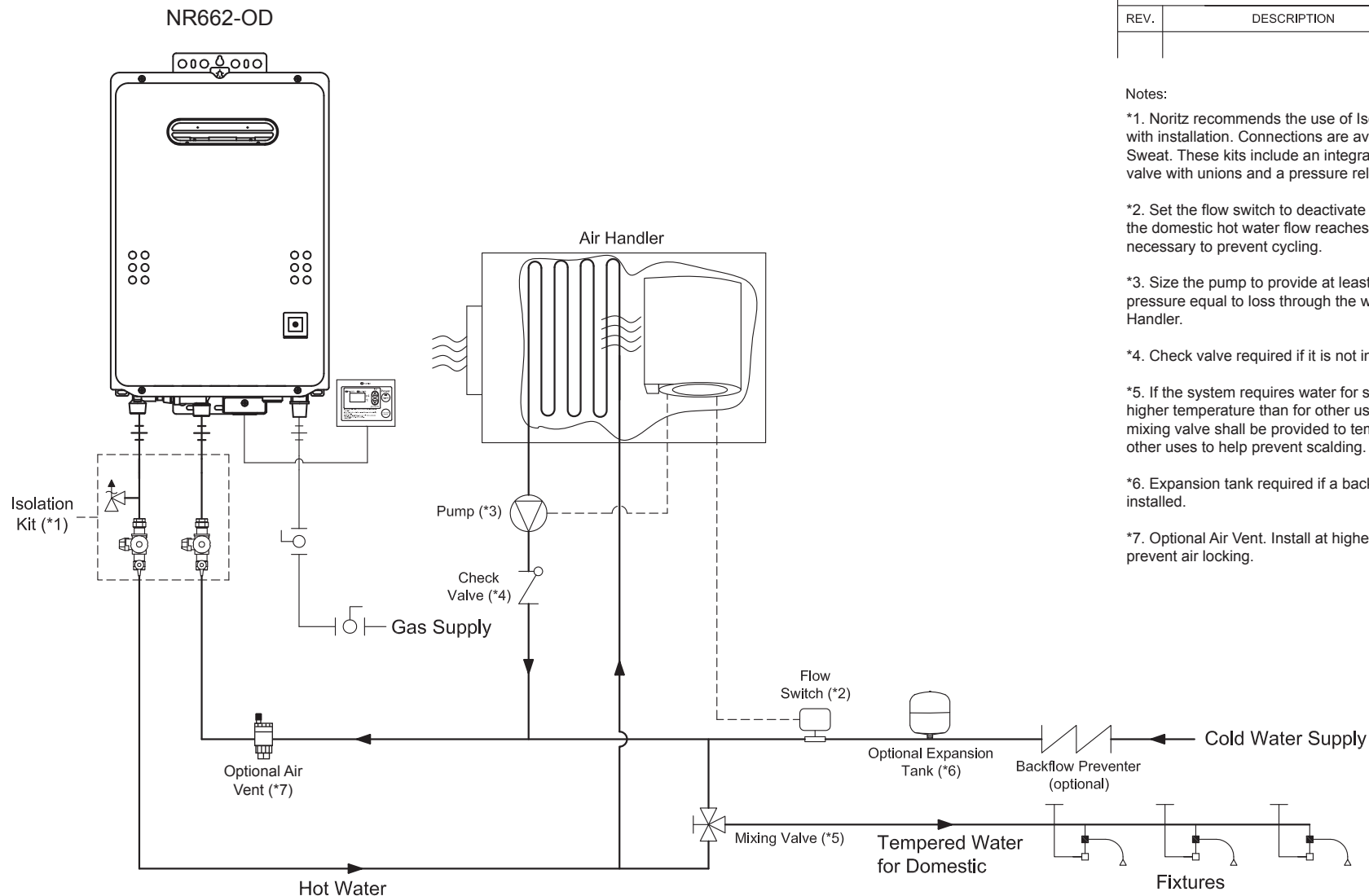
*3. Size the pump to provide at least 2 GPM with a head pressure equal to loss through the water heater and Air Handler.

*4. Check valve required if it is not included with the pump.

*5. If the system requires water for space heating at a higher temperature than for other uses, means such as a mixing valve shall be provided to temper the water for the other uses to help prevent scalding.

*6. Expansion tank required if a back flow preventer is installed.

*7. Optional Air Vent. Install at highest point in system to prevent air locking.



NORITZ
 11160 Grace Avenue
 Fountain Valley, California 92708
 866-7NORITZ (866-766-7489)
 www.noritz.com



MODEL:
 NR662-Series

APPLICATION:
 Domestic Hot Water
 Priority Switch
 Hydronic Heating









DRAWING NUMBER:
 (8)NR501-DHW-PS-HYDRONIC-HEATING

DRAWING DATE:
 3/28/2014

Noritz Accessories

-  RC-7651M (Remote Controller)
-  RC-CORD10 (10' Remote Controller Cord, optional in 26')

Note: This diagram is for reference only. Installation must comply with State and Local Code, all gas and water pipe must be sized correctly to specific length, according to accepted engineering methods or the UPC Code for Noritz Water Heaters to operate correctly.

-  Shut-off Ball Valve
-  Check Valve
-  Union
-  Pressure Relief Valve (Watts 174A, Zurn P3000BR, Cash Acme F-82)
-  Aquastat (Honeywell Model #L6006A or L6006C)
-  Pump
-  Mixing Valve
-  Thermal Expansion Tank