

REVISIONS

REV.	DESCRIPTION	DATE	APPRVD.

Notes:

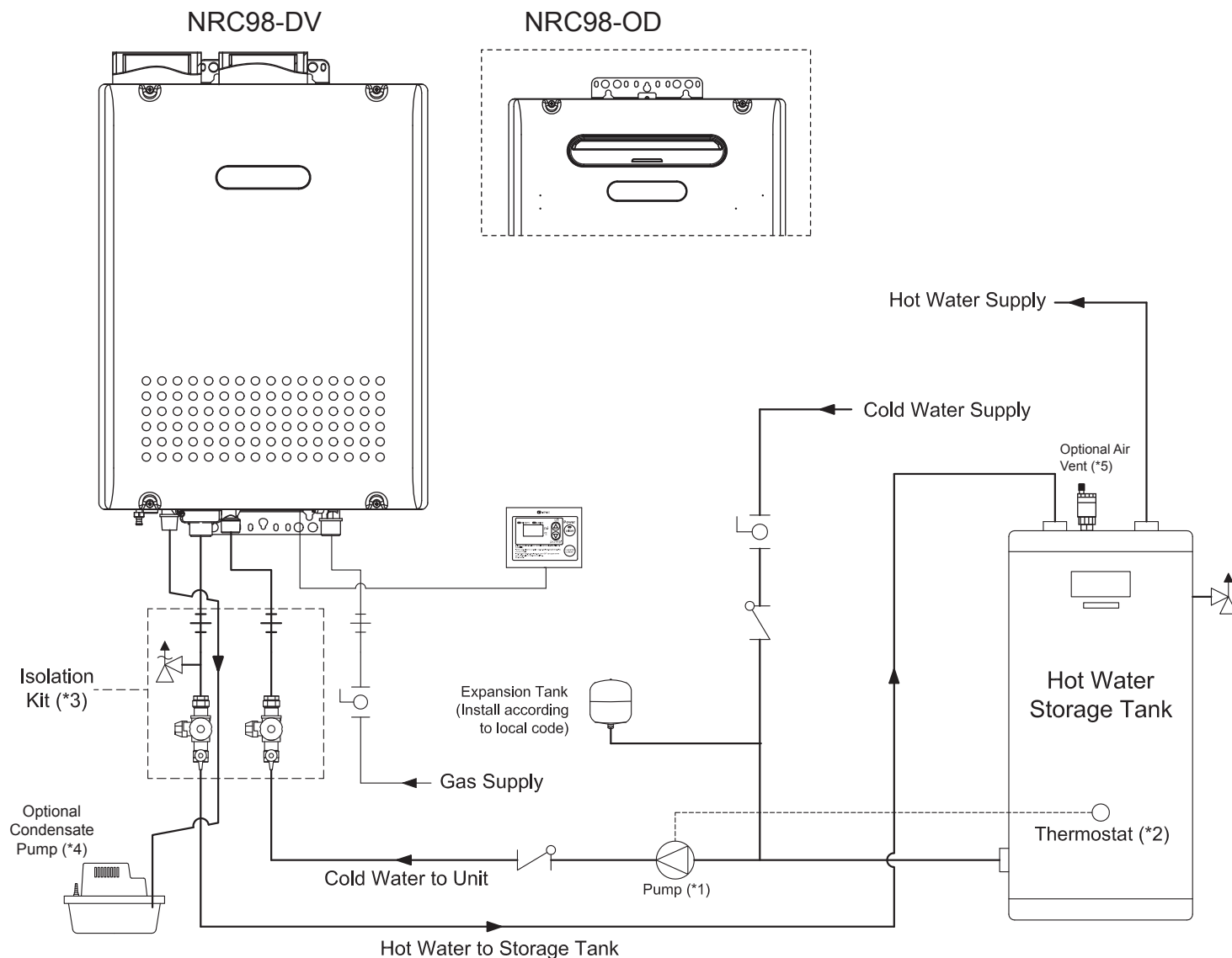
\*1. To achieve the highest recovery, size the storage tank circulation pump for the maximum capacity. Verify the supply pressure to the unit is at least 30 PSI.

\*2. Thermostat of storage tank should be set 10°F below the output set temperature of the water heater.

\*3. Noritz recommends the use of Isolation Kit (IK-WV-200) with installation. Connections are available in Threaded of Sweat. These kits include an integrated shut-off and service valve with unions and a pressure relief valve.

\*4. Use condensate pump when drain is located far away from water heater and size for desired lift distance. For the condensate drain line, use 1/2" PVC pipe. Slope horizontal pipe downwards 1/4" per foot towards drain or condensate pump. Do not submerge or block end of drain pipe.

\*5. Optional Air Vent. Install at highest point in system to prevent air locking.



**NORITZ**  
 11160 Grace Avenue  
 Fountain Valley, California 92708  
 866-7NORITZ (866-766-7489)  
 www.noritz.com



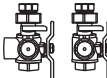
**MODEL:**  
 NRC98-Series

**APPLICATION:**  
 Domestic Hot Water Storage Tank









**DRAWING NUMBER:**  
 (4)NRC98-DHW-ST

**DRAWING DATE:**  
 3/5/2014

**Noritz Accessories**

-  RC-7651M (Remote Controller)
-  RC-CORD10 (10' Remote Controller Cord, optional in 26')
-  IK-WV-200 (Isolation Kit)

*Note: This diagram is for reference only. Installation must comply with State and Local Code, all gas and water pipe must be sized correctly to specific length, according to accepted engineering methods or the UPC Code for Noritz Water Heaters to operate correctly.*

-  Shut-off Ball Valve
-  Check Valve
-  Union
-  Pressure Relief Valve (Watts 174A, Zurn P3000BR, Cash Acme F-82)
-  Aquastat (Honeywell Model #L6006A or L6006C)
-  Pump
-  Mixing Valve
-  Thermal Expansion Tank