

REVISIONS

REV.	DESCRIPTION	DATE	APPRVD.

Notes:

*1. Size the pump to provide a maximum of 2 GPM through the system at 10 ft of head plus piping losses. Adjust the flow using a globe valve and verify the flow rate with the maintenance monitors.

*2. For residential products, the use of an aquastat is the minimum pump control requirement in order to maintain the full 12-year (or 6500 operational hours) recirculation Warranty. An additional timer is also recommended to further the operational hours. See Noritz limited warranty for complete details. Set the aquastat to 10°F below the set output temperature of the water heater.

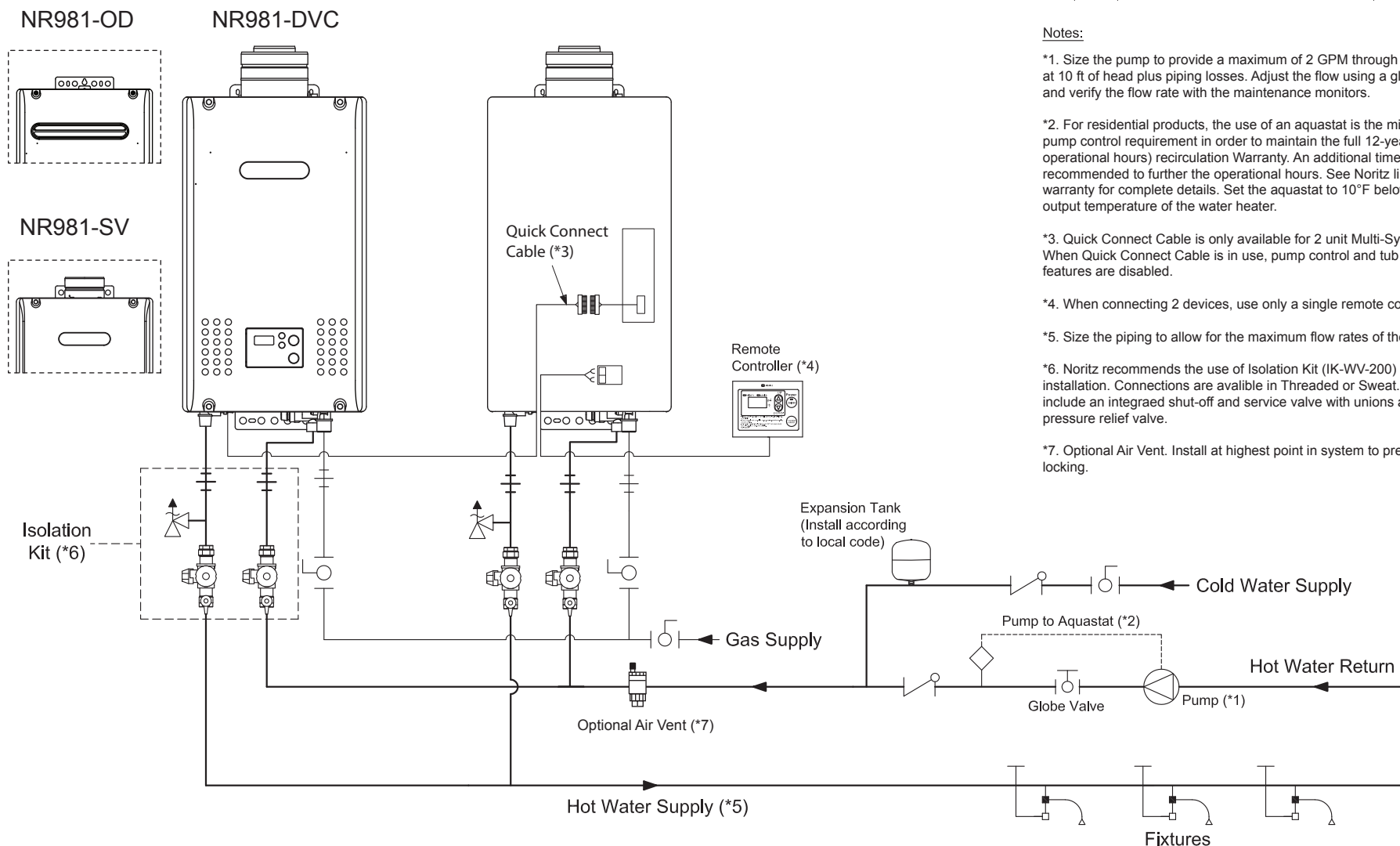
*3. Quick Connect Cable is only available for 2 unit Multi-System. When Quick Connect Cable is in use, pump control and tub alarm features are disabled.

*4. When connecting 2 devices, use only a single remote controller.

*5. Size the piping to allow for the maximum flow rates of the units.

*6. Noritz recommends the use of Isolation Kit (IK-WV-200) with installation. Connections are available in Threaded or Sweat. These Kits include an integrated shut-off and service valve with unions and a pressure relief valve.

*7. Optional Air Vent. Install at highest point in system to prevent air locking.



11160 Grace Avenue
Fountain Valley, California 92708
866-7NORITZ (866-766-7489)
www.noritz.com




MODEL:
NR981-Series

APPLICATION:
Domestic Hot Water
Quick Connect System
Recirculation









DRAWING NUMBER:
NR981-DHW-QUICKCONNECT-
RECIRCULATION

DRAWING DATE:
2/6/2014

Noritz Accessories

-  RC-7651M (Remote Controller)
-  RC-CORD10 (10' Remote Controller Cord, optional in 26')
-  IK-WV-200 (Isolation Kit)

Note: *This diagram is for reference only. Installation must comply with State and Local Code, all gas and water pipe must be sized correctly to specific length, according to accepted engineering methods or the UPC Code for Noritz Water Heaters to operate correctly.*

-  Shut-off Ball Valve
-  Check Valve
-  Union
-  Pressure Relief Valve (Watts 174A, Zurn P3000BR, Cash Acme F-82)
-  Aquastat (Honeywell Model #L6006A or L6006C)
-  Pump
-  Mixing Valve
-  Thermal Expansion Tank