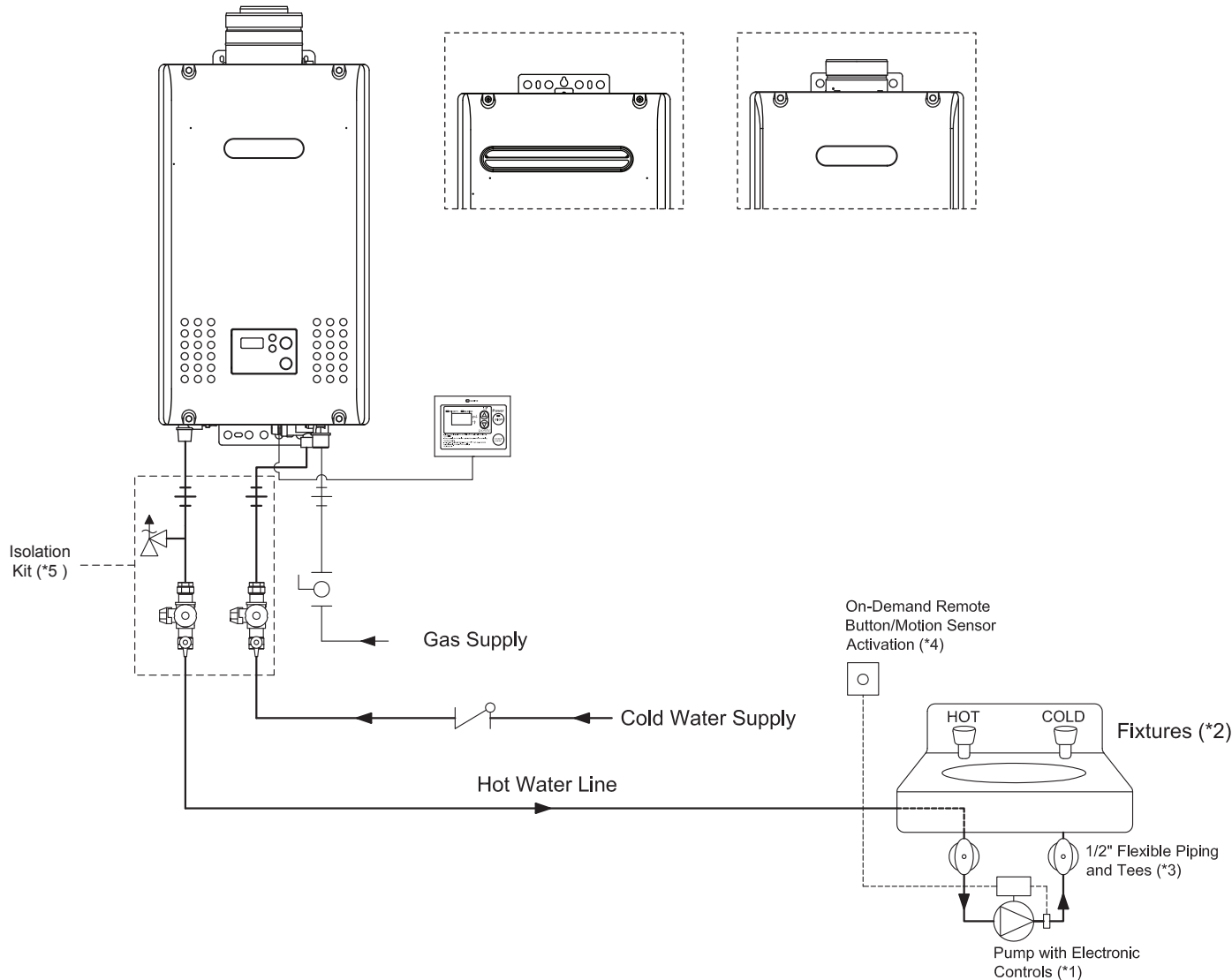


NR981-DVC

NR981-OD

NR981-SV



REVISIONS

REV.	DESCRIPTION	DATE	APPRVD.

Notes:

\*1. Choose the system with a properly sized pump to provide enough flow through the system with the head pressure equal to the loss through the water heater plus piping losses. Contact the manufacturer for available models and specifications to see which is most compatible with the plumbing system.

\*2. The best location when installing the pump and included accessories would be at the fixture that is farthest away from the water heater. In case hot water needs to be delivered to two different directions from the water heater, an additional On-Demand recirculation system may be needed.

\*3. Shut off the water supply to the system before proceeding with the installation of accessories.

\*4. On-Demand recirculation systems are operated with the use of a push-button or a motion sensor that is activated by the customer. This significantly reduces the number of circulation cycles throughout the day while reducing operating costs and wear on the water heater. An On-Demand system is required to maintain the full Noritz residential warranty. Refer to the Noritz limited warranty for complete details.

\*5. Noritz recommends the use of Isolation Kit (IK-WV-200) with installation. Connections are available in Threaded or Sweat. These kits include an integrated shut-off and service valve with unions and a pressure relief valve.



11160 Grace Avenue  
Fountain Valley, California 92708  
866-7NORITZ (866-766-7489)  
www.noritz.com

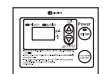
MODEL:  
NR981-Series

APPLICATION:  
Domestic Hot Water  
On-Demand Recirculation

DRAWING NUMBER:  
(4)NR981-DHW-ONDEMAND  
RECIRCULATION

DRAWING DATE:  
5/14/2014

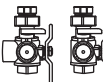
**Noritz Accessories**



RC-7651M (Remote Controller)



RC-CORD10 (10' Remote  
Controller Cord, optional in 26')



IK-WV-200 (Isolation Kit)

Note: *This diagram is for reference only. Installation must comply with State and Local Code, all gas and water pipe must be sized correctly to specific length, according to accepted engineering methods or the UPC Code for Noritz Water Heaters to operate correctly.*

Shut-off Ball Valve

Check Valve

Union

Pressure Relief Valve (Watts 174A,  
Zurn P3000BR, Cash Acme F-82)

Aquastat (Honeywell Model  
#L6006A or L6006C)

Pump

Mixing Valve

Thermal Expansion Tank