

REVISIONS

REV.	DESCRIPTION	DATE	APPRVD.

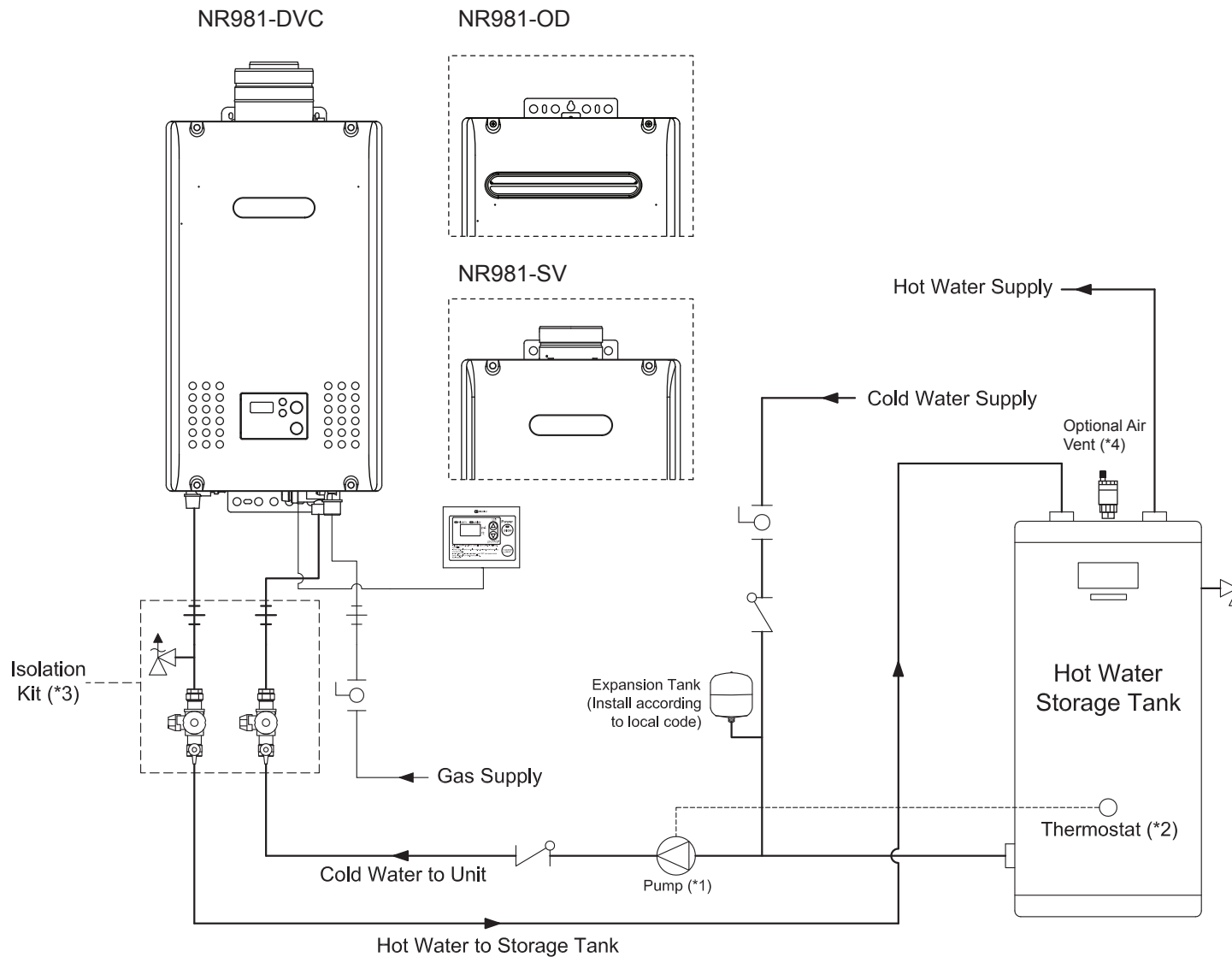
Notes:

*1. To achieve the highest recovery, size the storage tank circulation pump for the maximum capacity. Verify the supply pressure to the unit is at least 30 PSI.

*2. Thermostat of storage tank should be set 10°F below the output set temperature of the water heater.

*3. Noritz recommends the use of Isolation Kit (IK-WV-200) with installation. Connections are available in Threaded of Sweat. These kits include an integrated shut-off and service valve with unions and a pressure relief valve.

*4. Optional Air Vent. Install at highest point in system to prevent air locking.



11160 Grace Avenue
Fountain Valley, California 92708
866-7NORITZ (866-766-7489)
www.noritz.com

MODEL:
NR981-Series

APPLICATION:
Domestic Hot Water
Storage Tank

DRAWING NUMBER:
(6)NR981-DHW-ST

DRAWING DATE:
3/5/2014

Noritz Accessories



RC-7651M (Remote Controller)



RC-CORD10 (10' Remote
Controller Cord, optional in 26')




IK-WV-200 (Isolation Kit)


Note: *This diagram is for reference only. Installation must comply with State and Local Code, all gas and water pipe must be sized correctly to specific length, according to accepted engineering methods or the UPC Code for Noritz Water Heaters to operate correctly.*

 Shut-off Ball Valve

 Check Valve

 Union

 Pressure Relief Valve (Watts 174A,
Zurn P3000BR, Cash Acme F-82)

 Aquastat (Honeywell Model
#L6006A or L6006C)

 Pump

 Mixing Valve

 Thermal Expansion Tank