

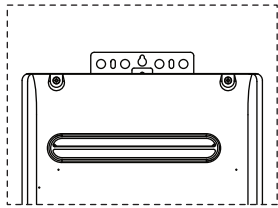
REVISIONS

REV.	DESCRIPTION	DATE	APPRVD.

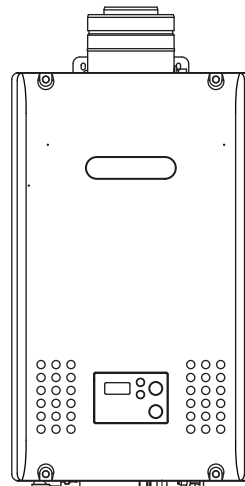
Notes:

* 1. Noritz recommends the use of Isolation Kit (IK-WV-200) with installation. Connections are available in Threaded or Sweat. These kits include an integrated shut-off and service valve with unions and pressure relief valve.

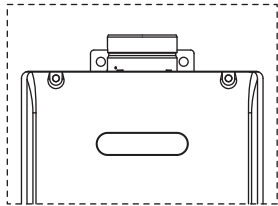
NR981-OD



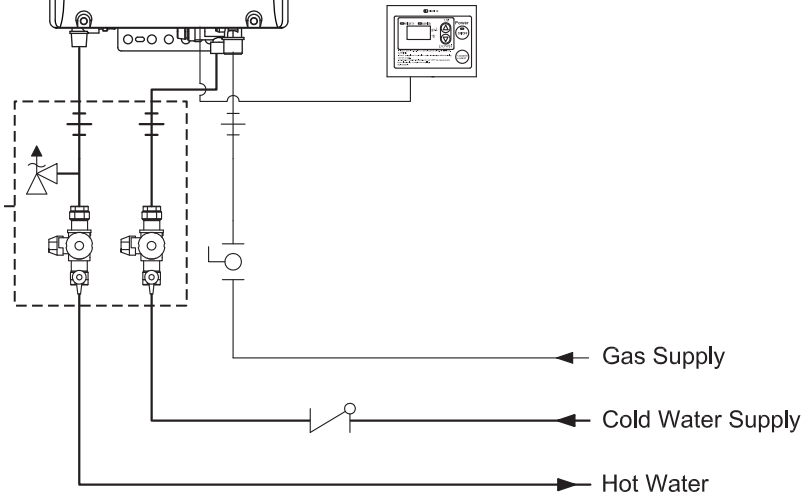
NR981-DVC



NR981-SV



Isolation Kit (*1)



Gas Supply

Cold Water Supply

Hot Water



11160 Grace Avenue
Fountain Valley, California 92708
866-7NORITZ (866-766-7489)
www.noritz.com

MODEL:

NR981-Series

APPLICATION:

Domestic Hot Water

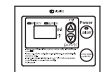
DRAWING NUMBER:

(1)NR981-DHW

DRAWING DATE:

1/13/2014

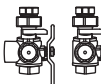
Noritz Accessories



RC-7651M (Remote Controller)



RC-CORD10 (10' Remote Controller Cord, optional in 26')



IK-WV-200 (Isolation Kit)

Note: This diagram is for reference only. Installation must comply with State and Local Code, all gas and water pipe must be sized correctly to specific length, according to accepted engineering methods or the UPC Code for Noritz Water Heaters to operate correctly.

Shut-off Ball Valve

Check Valve (optional)

Union

Pressure Relief Valve (Watts 174A, Zurn P3000BR, Cash Acme FWL-82)

Aquastat (Honeywell Model #L6006A or L6006C)

Pump

Mixing Valve

Thermal Expansion Tank