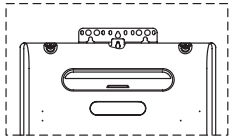
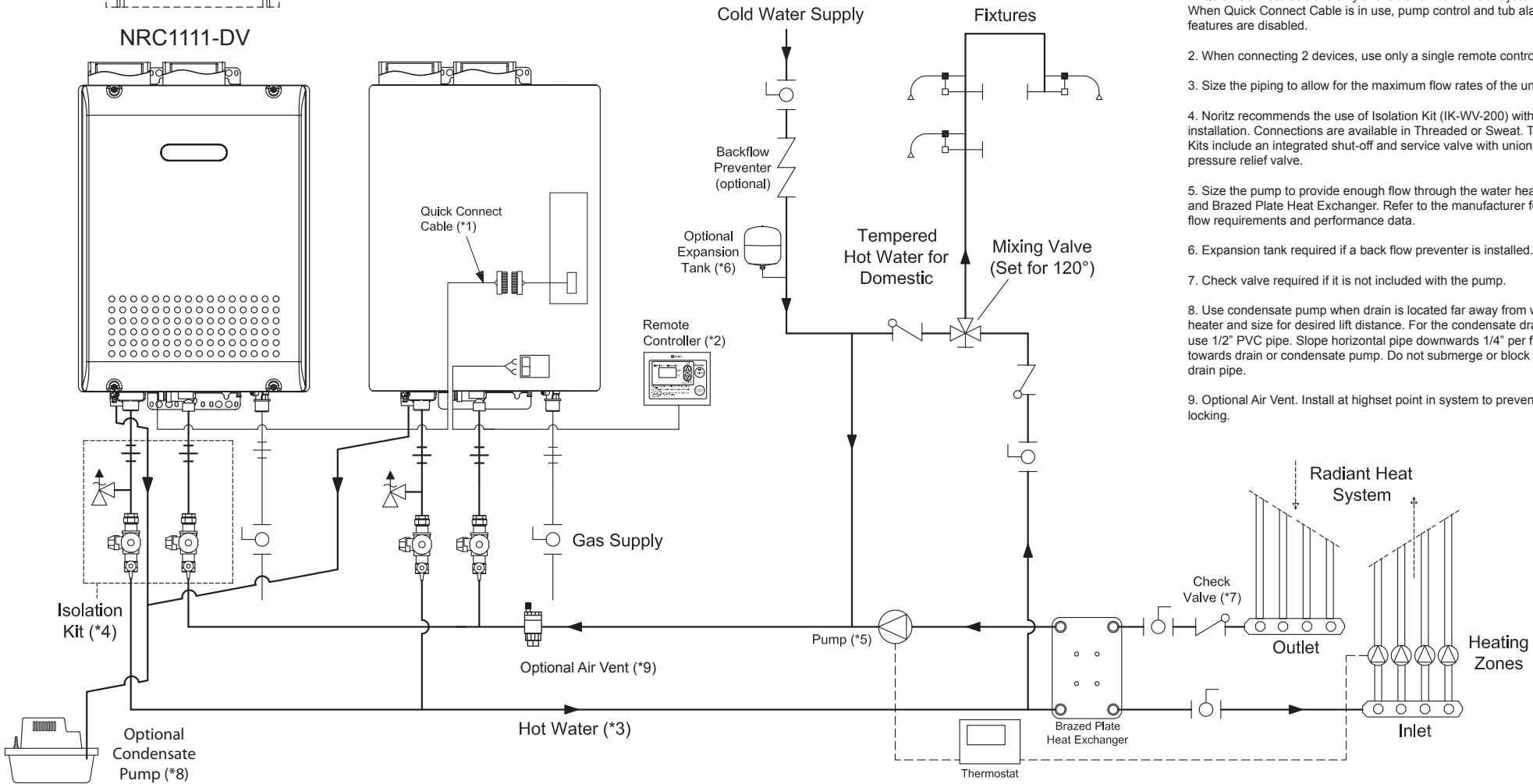
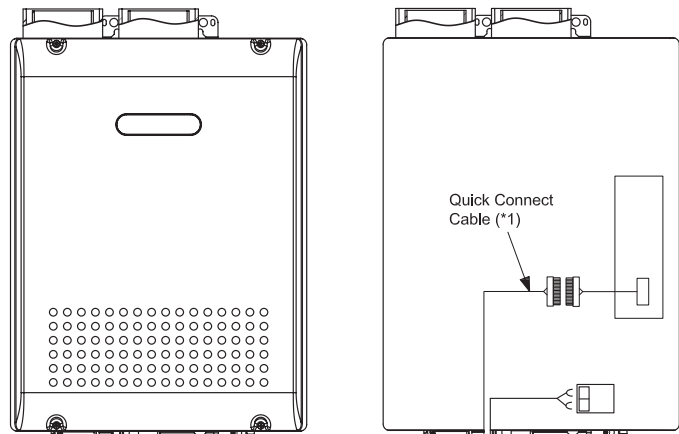


NRC1111-OD



NRC1111-DV



REVISIONS

REV.	DESCRIPTION	DATE	APPRVD.

- Notes:
1. Quick Connect Cable is only available for 2 unit Multi-System. When Quick Connect Cable is in use, pump control and tub alarm features are disabled.
 2. When connecting 2 devices, use only a single remote controller.
 3. Size the piping to allow for the maximum flow rates of the units.
 4. Noritz recommends the use of Isolation Kit (IK-WV-200) with installation. Connections are available in Threaded or Sweat. These Kits include an integrated shut-off and service valve with unions and a pressure relief valve.
 5. Size the pump to provide enough flow through the water heater and Brazed Plate Heat Exchanger. Refer to the manufacturer for the flow requirements and performance data.
 6. Expansion tank required if a back flow preventer is installed.
 7. Check valve required if it is not included with the pump.
 8. Use condensate pump when drain is located far away from water heater and size for desired lift distance. For the condensate drain line, use 1/2" PVC pipe. Slope horizontal pipe downwards 1/4" per foot towards drain or condensate pump. Do not submerge or block end of drain pipe.
 9. Optional Air Vent. Install at highset point in system to prevent air locking.

NORITZ
 11160 Grace Avenue
 Fountain Valley, California 92708
 866-7NORITZ (866-766-7489)
 www.noritz.com

MODEL:
 NRC1111-Series

APPLICATION:
 Quick Connect
 Domestic Hot Water
 Radiant Heating

DRAWING NUMBER:
 (15)NRC1111-DHW-QUICKCONNECT-
 RADIANT T

DRAWING DATE:
 1/20/2014

- Noritz Accessories**
- RC-7651M (Remote Controller)
 - RC-CORD10 (10' Remote Controller Cord, optional in 26')
 - QC-1M (Quick Connect Cable, for 2 unit Multi-System)
 - IK-WV-200 (Isolation Kit)

Note: This diagram is for reference only. Installation must comply with State and Local Code, all gas and water pipe must be sized correctly to specific length, according to accepted engineering methods or the UPC Code for Noritz Water Heaters to operate correctly.

- Shut-off Ball Valve
- Check Valve
- Union
- Pressure Relief Valve (Watts 174A, Zurn P3000BR, Cash Acme F-82)
- Aquastat (Honeywell Model #L6006A or L6006C)
- Pump
- Mixing valve
- Thermal Expansion Tank