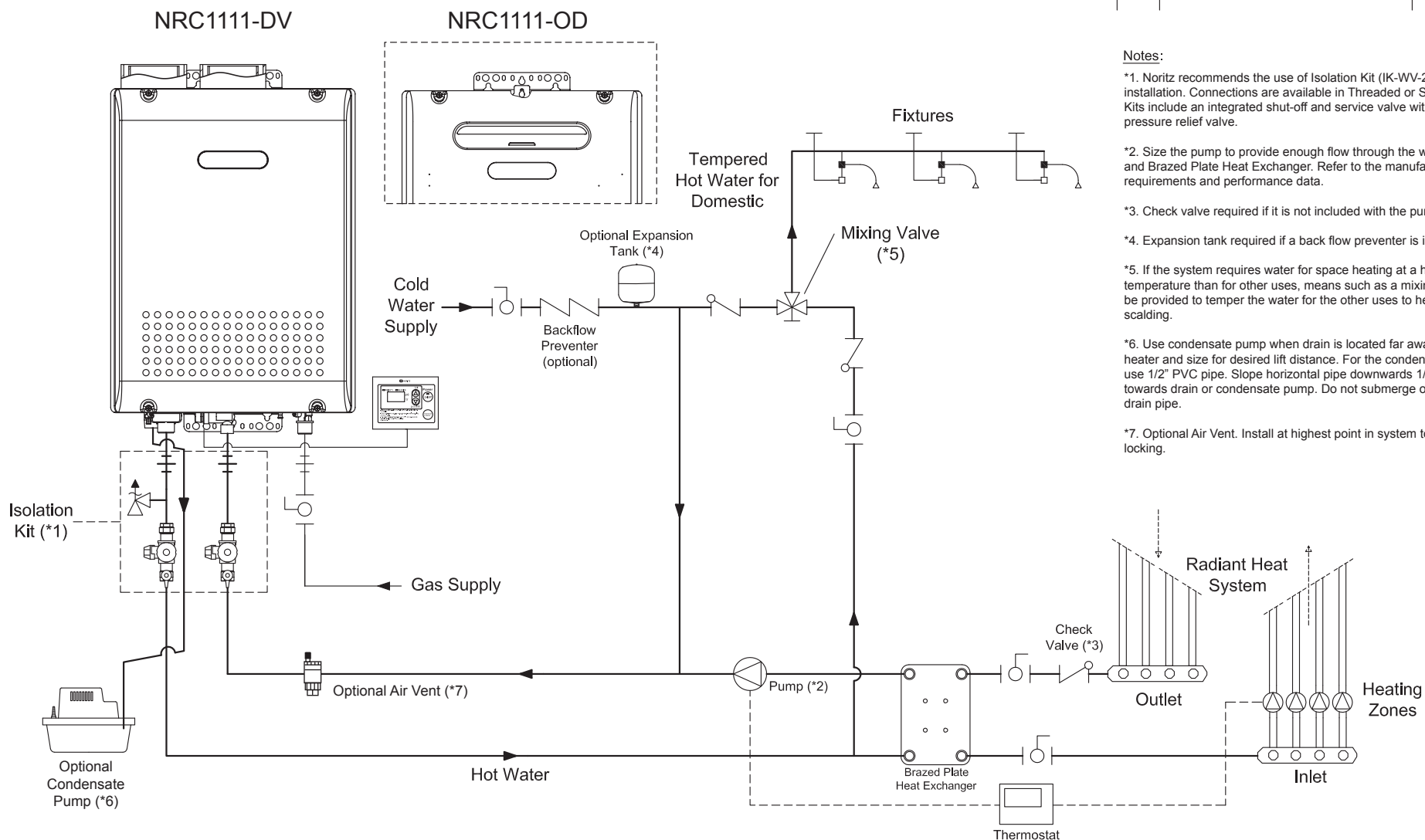


REVISIONS

REV.	DESCRIPTION	DATE	APPRVD.



Notes:

*1. Noritz recommends the use of Isolation Kit (IK-WV-200) with installation. Connections are available in Threaded or Sweat. These Kits include an integrated shut-off and service valve with unions and a pressure relief valve.

*2. Size the pump to provide enough flow through the water heater and Brazed Plate Heat Exchanger. Refer to the manufacturer for flow requirements and performance data.

*3. Check valve required if it is not included with the pump.

*4. Expansion tank required if a back flow preventer is installed.

*5. If the system requires water for space heating at a higher temperature than for other uses, means such as a mixing valve shall be provided to temper the water for the other uses to help prevent scalding.

*6. Use condensate pump when drain is located far away from water heater and size for desired lift distance. For the condensate drain line, use 1/2" PVC pipe. Slope horizontal pipe downwards 1/4" per foot towards drain or condensate pump. Do not submerge or block end of drain pipe.

*7. Optional Air Vent. Install at highest point in system to prevent air locking.

NORITZ
 11160 Grace Avenue
 Fountain Valley, California 92704
 866-7NORITZ (866-766-7489)
 www.noritz.com



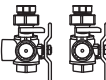
MODEL:
 NRC1111-Series

APPLICATION:
 Domestic Hot Water
 Radiant Heating









DRAWING NUMBER:
 (14)NRC1111-DHW-RADIANT-HEATING

DRAWING DATE:
 1/20/2014

Noritz Accessories

-  RC-7651M (Remote Controller)
-  RC-CORD10 (10' Remote Controller Cord, optional in 26')
-  IK-WV-200 (Isolation Kit)

Note: This diagram is for reference only. Installation must comply with State and Local Code, all gas and water pipe must be sized correctly to specific length, according to accepted engineering methods or the UPC Code for Noritz Water Heaters to operate correctly.

-  Shut-off Ball Valve
-  Check Valve
-  Union
-  Pressure Relief Valve (Watts 174A, Zurn P3000BR, Cash Acme F-82)
-  Aquastat (Honeywell Model #L6006A or L6006C)
-  Pump
-  Mixing Valve
-  Thermal Expansion Tank