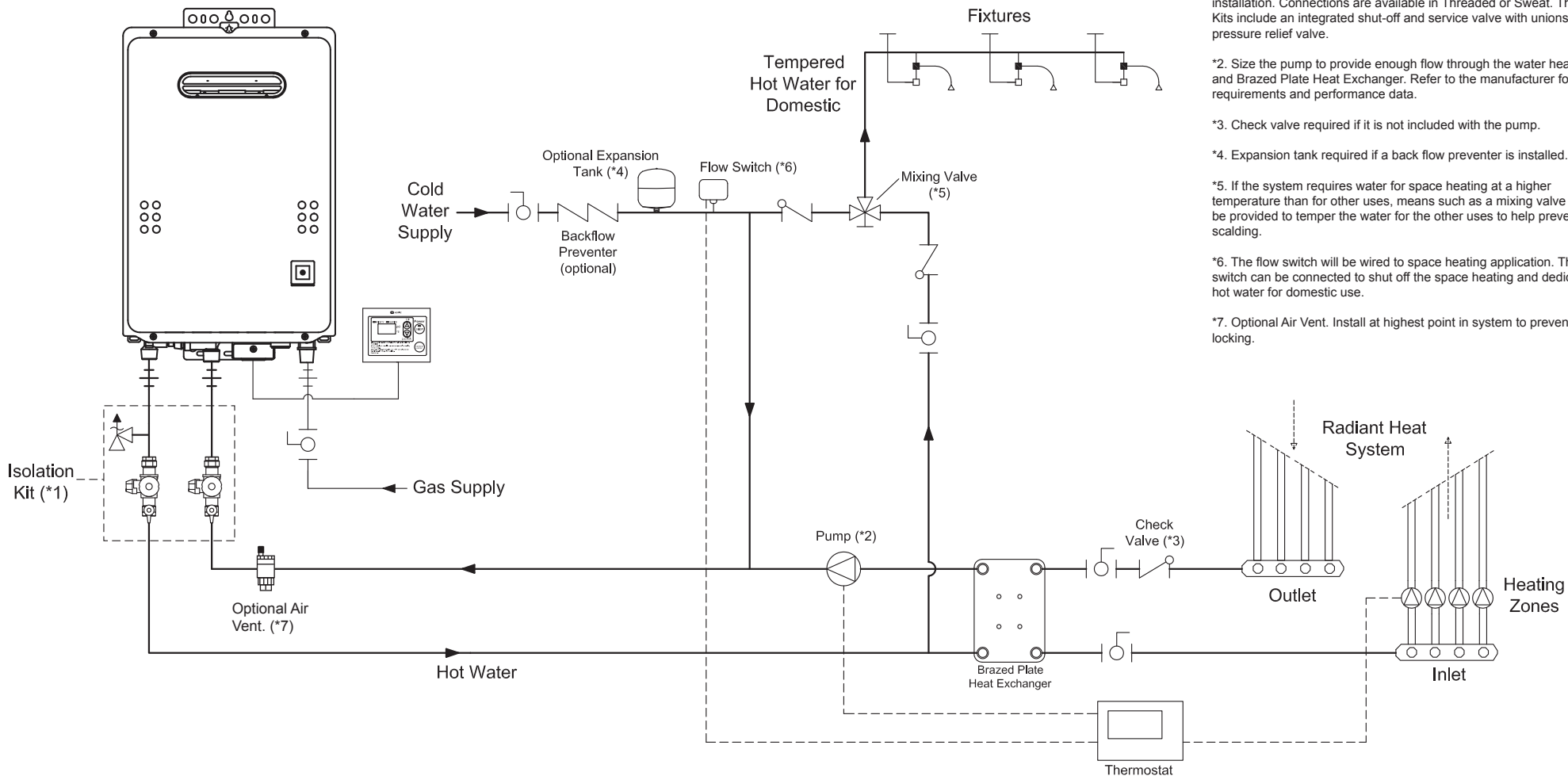


REVISIONS

REV.	DESCRIPTION	DATE	APPRVD.

NR501-OD



Notes:

*1. Noritz recommends the use of Isolation Kit (IK-WV-200) with installation. Connections are available in Threaded or Sweat. These Kits include an integrated shut-off and service valve with unions and a pressure relief valve.

*2. Size the pump to provide enough flow through the water heater and Brazed Plate Heat Exchanger. Refer to the manufacturer for flow requirements and performance data.

*3. Check valve required if it is not included with the pump.

*4. Expansion tank required if a back flow preventer is installed.

*5. If the system requires water for space heating at a higher temperature than for other uses, means such as a mixing valve shall be provided to temper the water for the other uses to help prevent scalding.

*6. The flow switch will be wired to space heating application. The switch can be connected to shut off the space heating and dedicated hot water for domestic use.

*7. Optional Air Vent. Install at highest point in system to prevent air locking.



11160 Grace Avenue
Fountain Valley, California 92708
866-7NORITZ (866-766-7489)
www.noritz.com

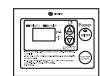
MODEL:
NR501-Series

APPLICATION:
Domestic Hot Water
Priority Switch
Radiant Heating

DRAWING NUMBER:
(12)NR501-DHW-PS-RADIANT

DRAWING DATE:
5/14/2014

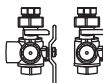
Noritz Accessories



RC-7651M (Remote Controller)



RC-CORD10 (10' Remote Controller Cord, optional in 26')



IK-WV-200 (Isolation Kit)

Note: This diagram is for reference only. Installation must comply with State and Local Code, all gas and water pipe must be sized correctly to specific length, according to accepted engineering methods or the UPC Code for Noritz Water Heaters to operate correctly.

Shut-off Ball Valve

Check Valve

Union

Pressure Relief Valve (Watts 174A, Zurn P3000BR, Cash Acme F-82)

Aquastat (Honeywell Model #L6006A or L6006C)

Pump

Mixing Valve

Thermal Expansion Tank