

REVISIONS

REV.	DESCRIPTION	DATE	APPRVD.

Notes:

*1. Quick Connect Cable is only available for 2 unit Multi-System. When Quick Connect Cable is in use, pump control and tub alarm features are disabled.

*2. When connecting 2 devices, use only a single remote controller.

*3. Size the piping to allow for the maximum flow rates of the units.

*4. Noritz recommends the use of Isolation Kit (IK-WV-200) with installation. Connections are available in Threaded or Sweat. These Kits include an integrated shut-off and service valve with unions and a pressure relief valve.

*5. Size the pump to provide a maximum of 3 GPM with a head pressure equal to the loss through the water heater and Air Handler.

*6. Expansion tank required if a back flow pre venter is installed.

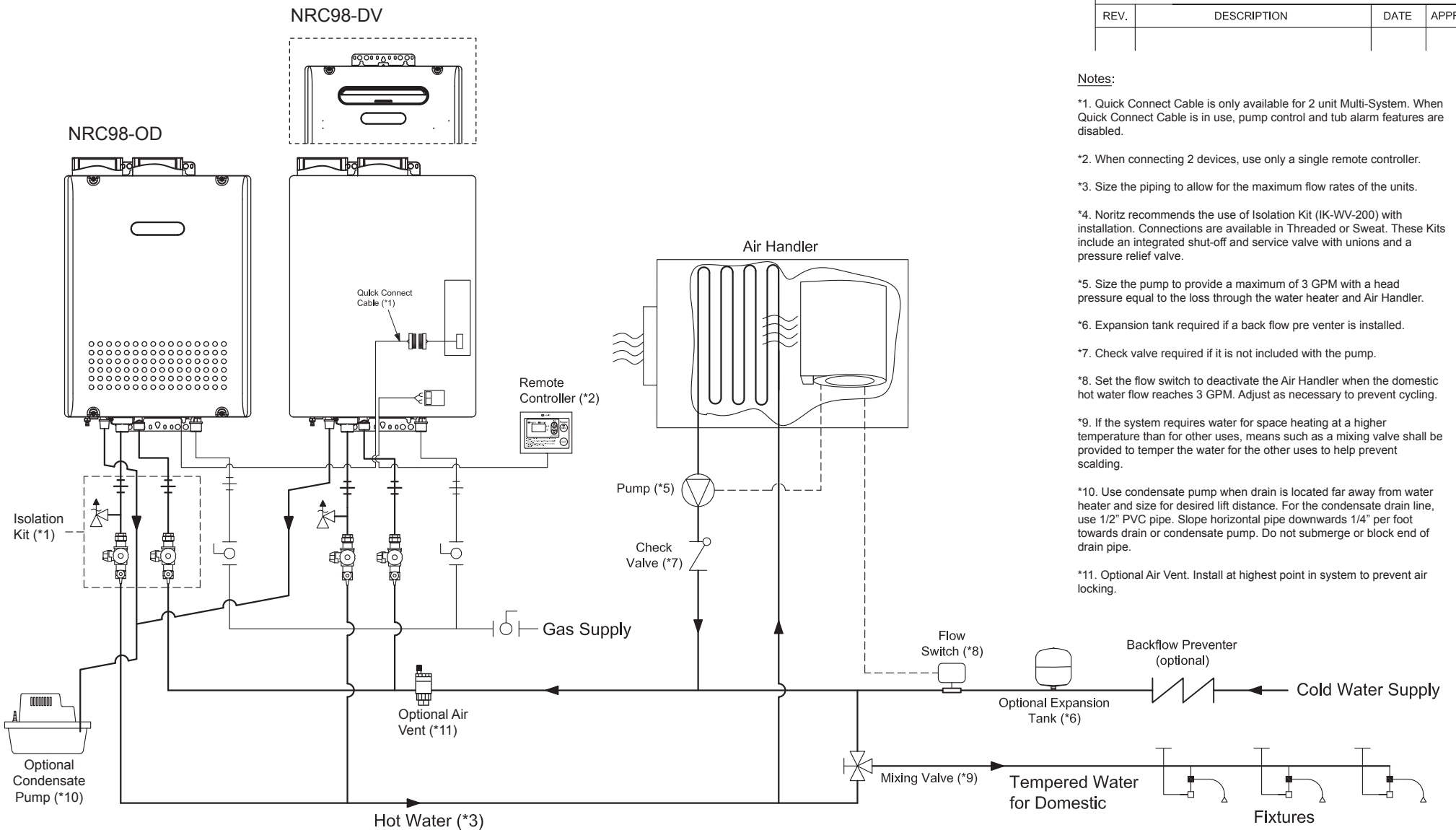
*7. Check valve required if it is not included with the pump.

*8. Set the flow switch to deactivate the Air Handler when the domestic hot water flow reaches 3 GPM. Adjust as necessary to prevent cycling.

*9. If the system requires water for space heating at a higher temperature than for other uses, means such as a mixing valve shall be provided to temper the water for the other uses to help prevent scalding.

*10. Use condensate pump when drain is located far away from water heater and size for desired lift distance. For the condensate drain line, use 1/2" PVC pipe. Slope horizontal pipe downwards 1/4" per foot towards drain or condensate pump. Do not submerge or block end of drain pipe.

*11. Optional Air Vent. Install at highest point in system to prevent air locking.



NORITZ
 11160 Grace Avenue
 Fountain Valley, California 92708
 866-7NORITZ (866-766-7489)
 www.noritz.com




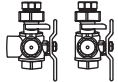
MODEL:
 NRC1111-Series

APPLICATION:
 Quick Connect
 Domestic Hot Water
 Hydronic Heating









DRAWING NUMBER:
 (11)NRC1111-DHW-QUICKCONNECT-HYDRONIC

DRAWING DATE:
 1/20/2014

Noritz Accessories

-  RC-7651M (Remote Controller)
-  RC-CORD10 (10' Remote Controller Cord, optional in 26')
-  QC-1M (Quick Connect Cable, for 2 unit Multi-System)
-  IK-WV-200 (Isolation Kit)

Note: This diagram is for reference only. Installation must comply with State and Local Code, all gas and water pipe must be sized correctly to specific length, according to accepted engineering methods or the UPC Code for Noritz Water Heaters to operate correctly.

-  Shut-off Ball Valve
-  Check Valve
-  Union
-  Pressure Relief Valve (Watts 174A, Zurn P3000BR, Cash Acme F-82)
-  Aquastat (Honeywell Model #L6006A or L6006C)
-  Pump
-  Mixing valve
-  Thermal Expansion Tank