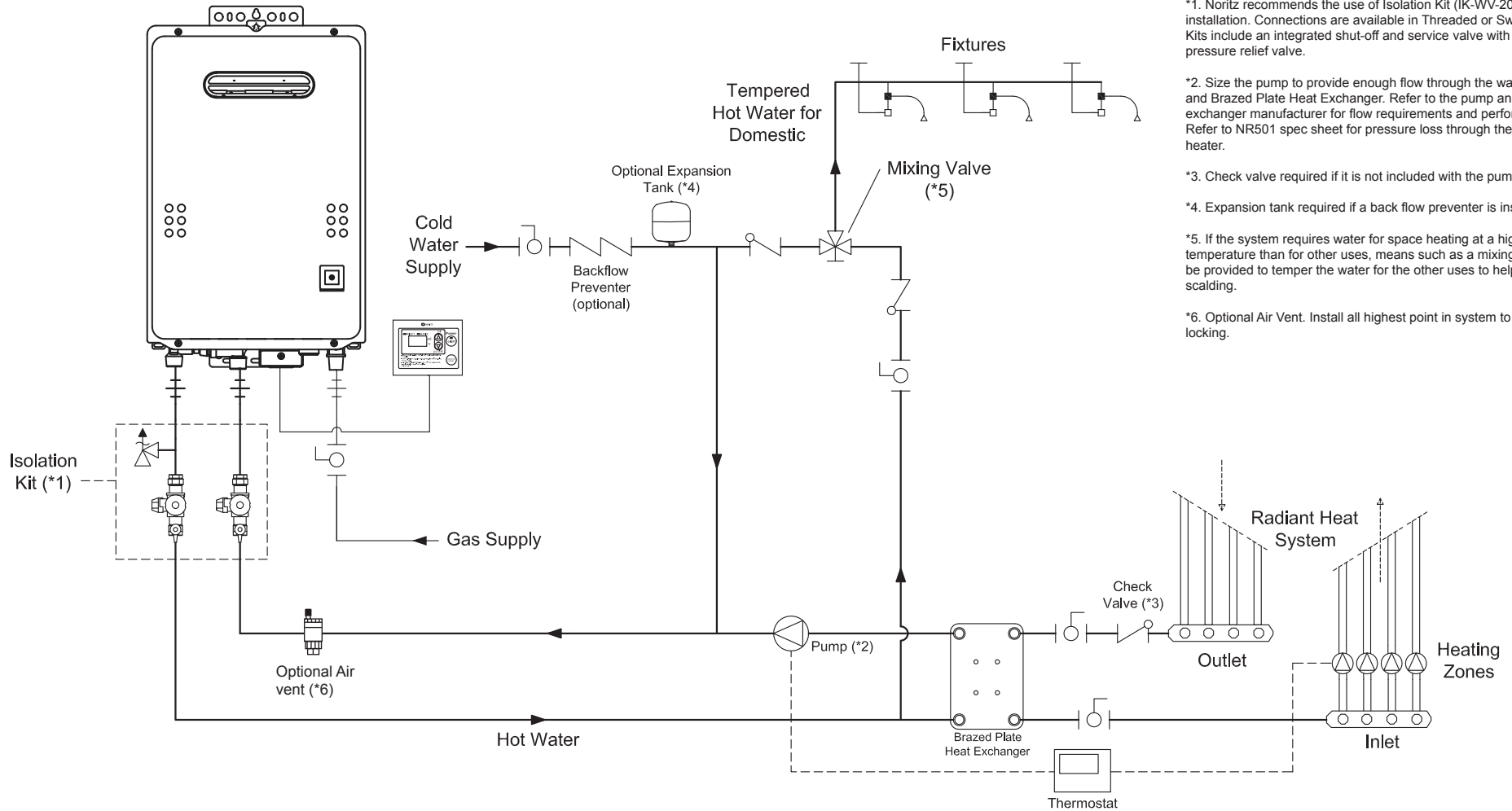


REVISIONS

REV.	DESCRIPTION	DATE	APPRVD.

NR501-OD



Notes:

*1. Noritz recommends the use of Isolation Kit (IK-WV-200) with installation. Connections are available in Threaded or Sweat. These Kits include an integrated shut-off and service valve with unions and a pressure relief valve.

*2. Size the pump to provide enough flow through the water heater and Brazed Plate Heat Exchanger. Refer to the pump and heat exchanger manufacturer for flow requirements and performance data. Refer to NR501 spec sheet for pressure loss through the water heater.

*3. Check valve required if it is not included with the pump.

*4. Expansion tank required if a back flow preventer is installed.

*5. If the system requires water for space heating at a higher temperature than for other uses, means such as a mixing valve shall be provided to temper the water for the other uses to help prevent scalding.

*6. Optional Air Vent. Install all highest point in system to prevent air locking.



11160 Grace Avenue
Fountain Valley, California 92704
866-7NORITZ (866-766-7489)
www.noritz.com

MODEL:

NR501-Series

APPLICATION:

Domestic Hot Water
Radiant Heating

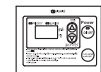
DRAWING NUMBER:

(10)NR501-DHW-RADIANT-HEATING

DRAWING DATE:

5/15/2014

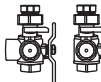
Noritz Accessories



RC-7651M (Remote Controller)



RC-CORD10 (10' Remote
Controller Cord, optional in 26')



IK-WV-200 (Isolation Kit)

Note: This diagram is for reference only. Installation must comply with State and Local Code, all gas and water pipe must be sized correctly to specific length, according to accepted engineering methods or the UPC Code for Noritz Water Heaters to operate correctly.



Shut-off Ball Valve



Check Valve



Union



Pressure Relief Valve (Watts 174A,
Zurn P3000BR, Cash Acme F-82)



Aquatstat (Honeywell Model
#L6006A or L6006C)



Pump



Mixing Valve



Thermal Expansion Tank