

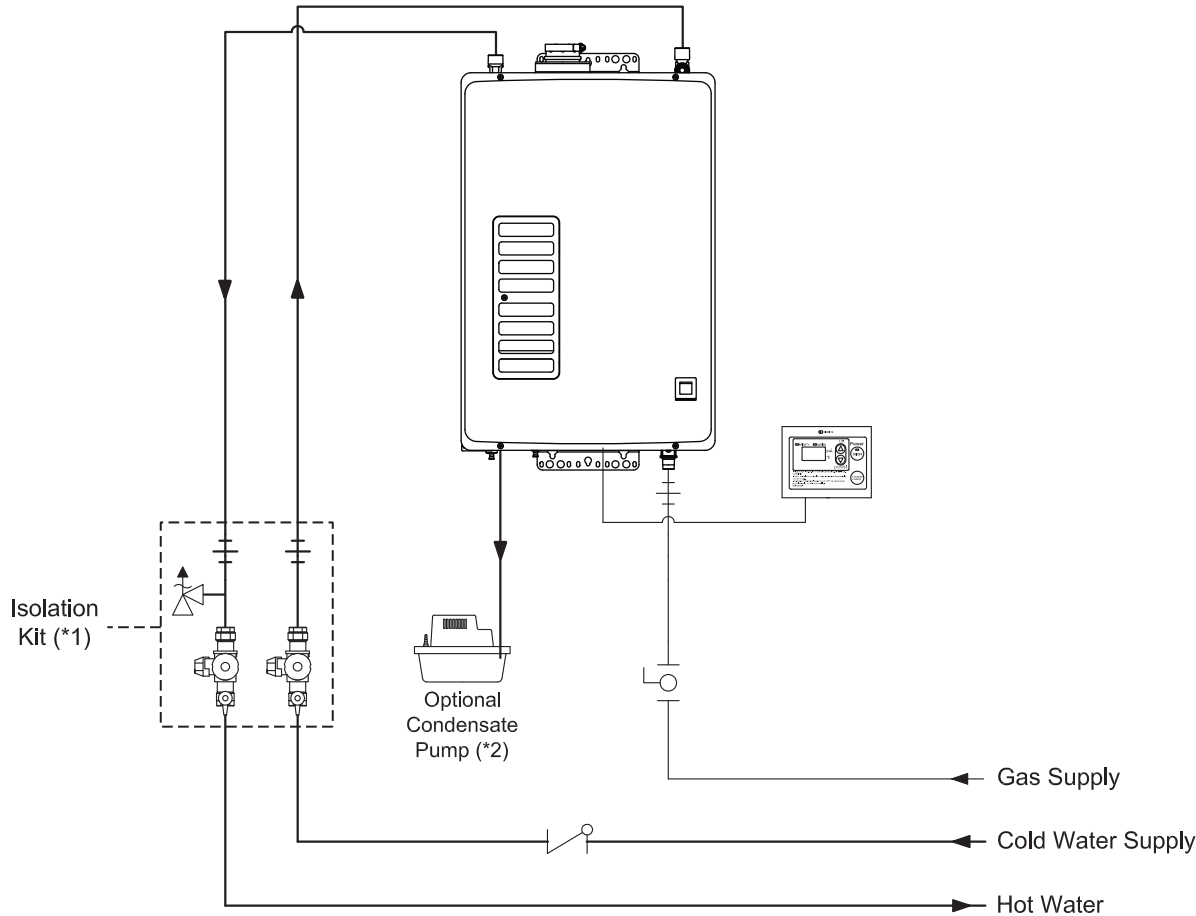
NRC663-FSV

REVISIONS			
REV.	DESCRIPTION	DATE	APPRVD.

Notes:

*1. Noritz recommends the use of Isolation Kit (IK-WV-200) with installation. Connections are available in Threaded or Sweat. These kits include an integrated shut-off and service valve with unions and pressure relief valve.



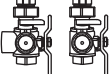
*2. Use condensate pump when drain is located far away from water heater and size for desired lift distance. For the condensate drain line, use 1/2" PVC pipe. Slope horizontal pipe downwards 1/4" per foot towards drain or condensate pump. Do not submerge or block end of drain pipe.











11160 Grace Avenue
Fountain Valley, California 92708
866-7NORITZ (866-766-7489)
www.noritz.com

MODEL: NRC663-Series
APPLICATION: Domestic Hot Water
DRAWING NUMBER: (1)NRC663-DHW
DRAWING DATE: 7/23/2014

Noritz Accessories

-  RC-7651M (Remote Controller)
-  RC-CORD10 (10' Remote Controller Cord, optional in 26')
-  IK-WV-200 (Isolation Kit)

Note: This diagram is for reference only. Installation must comply with State and Local Code, all gas and water pipe must be sized correctly to specific length, according to accepted engineering methods or the UPC Code for Noritz Water Heaters to operate correctly.

-  Shut-off Ball Valve
-  Check Valve (optional)
-  Union
-  Pressure Relief Valve (Watts 174A, Zurn P3000BR, Cash Acme FWL-82)
-  Aquastat (Honeywell Model #L6006A or L6006C)
-  Pump
-  Mixing Valve
-  Thermal Expansion Tank