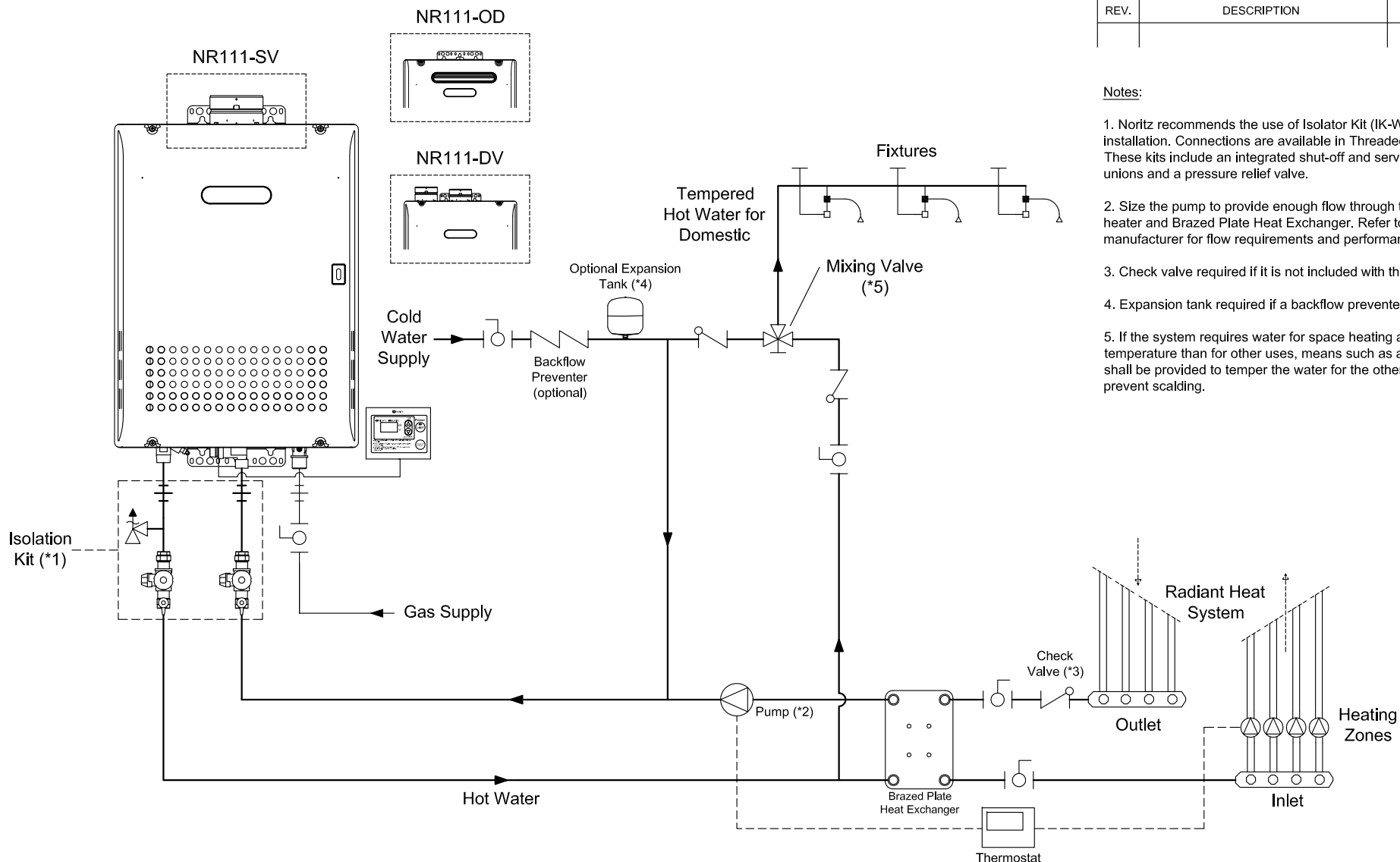


REVISIONS

| REV. | DESCRIPTION | DATE | APPRVD. |
|------|-------------|------|---------|
| | | | |

Notes:

1. Noritz recommends the use of Isolator Kit (IK-WV-8) with installation. Connections are available in Threaded and Sweat. These kits include an integrated shut-off and service valve with unions and a pressure relief valve.
2. Size the pump to provide enough flow through the water heater and Brazed Plate Heat Exchanger. Refer to the manufacturer for flow requirements and performance data.
3. Check valve required if it is not included with the pump.
4. Expansion tank required if a backflow preventer is installed.
5. If the system requires water for space heating at a higher temperature than for other uses, means such as a mixing valve shall be provided to temper the water for the other uses to help prevent scalding.



11160 Grace Avenue
Fountain Valley, California 92704
866-7NORITZ (866-766-7489)
www.noritz.com

MODEL:

NR111 Series

APPLICATION:

Domestic Hot Water
Radiant Heating




DRAWING NUMBER:

(7a1)NR111









DRAWING DATE:

November 17, 2009

Noritz Accessories

-  RC-7649M (Remote Controller)
-  RC-CORD10 (10' Remote Controller Cord, optional in 26')
-  VC-4-1 (Outdoor Vent Cap for -SV model only)

Note: This diagram is for reference only. Installation must comply with State and Local Code, all gas and water pipe must be sized correctly to specific length, according to accepted engineering methods or the UPC Code for Noritz Water Heaters to operate correctly.

-  Shut-off Ball Valve
-  Check Valve
-  Union
-  Pressure Relief Valve (Watts 174A, Zurn P3000BR, Cash Acme F-82)
-  Aquastat (Honeywell Model #L6006A or L6006C)
-  Pump
-  Mixing Valve
-  Thermal Expansion Tank