









11160 Grace Avenue  
Fountain Valley, California 92708  
866-7NORITZ (866-766-7489)  
www.noritz.com

<b>MODEL</b>	NC199-DD
<b>APPLICATION</b>	Commercial Recirculation 2-Unit Quick Connect
<b>DRAWING NUMBER</b>	
<b>DRAWING DATE</b>	October 13, 2009

EQUIPMENT LIST		
Item	Part Number	Qty
Noritz DD Model Tankless Water Heater	NC199-DD	1
Remote Controller	RC-7649M	1
Remote Controller Cord	RC-CORD10	1
Quick Connect Cord	QC-1	1
Isolator Kit	IK-WV-7	1
Pipe Cover	PC-2S	1
Expansion Tank	Field Supplied	1
Pump	Field Supplied	1
Aquastat	Field Supplied	1
Globe Valve	Field Supplied	1
Check Valve	Field Supplied	2

*Note: This diagram is for reference only. Installation must comply with State and Local Code, all gas and water pipe must be sized correctly to specific length, according to accepted engineering methods or the UPC Code for Noritz Water Heaters to operate correctly.*

-  Shut-off Ball Valve
-  Check Valve
-  Union
-  Pressure Relief Valve (Watts 174A, Zurn P3000BR, Cash Acme F-82)
-  Aquastat (Honeywell Model #L6006A or L6006C)
-  Pump
-  Mixing Valve
-  Thermal Expansion Tank