









NORITZ
 11160 Grace Avenue
 Fountain Valley, California 92708
 866-7NORITZ (866-766-7489)
 www.noritz.com

MODEL	EQUIPMENT LIST		
	Item	Part Number	Qty
APPLICATION Commercial Recirculation Multi-Unit System Controller	Noritz DV Model Tankless Water Heater	NC-___-DV(-ASME)	3-6
	Remote Controller	RC-7649M	1
	Remote Controller Cord	RC-CORD10	1
	System Controller	SC-201-6M	1
	Isolator Kit	IK-WV-___	3-6
	Vent Termination (For -DV Models Only)	VT4-T-___	3-6
DRAWING NUMBER	Pipe Cover	PC-__S	3-6
	Expansion Tank	Field Supplied	1
	Pump	Field Supplied	1
DRAWING DATE October 13, 2009	Aquastat	Field Supplied	1
	Globe Valve	Field Supplied	1
	Check Valve	Field Supplied	2

Note: This diagram is for reference only. Installation must comply with State and Local Code, all gas and water pipe must be sized correctly to specific length, according to accepted engineering methods or the UPC Code for Noritz Water Heaters to operate correctly.

-  Shut-off Ball Valve
-  Check Valve
-  Union
-  Pressure Relief Valve (Watts 174A, Zurn P3000BR, Cash Acme F-82)
-  Aquastat (Honeywell Model #L6006A or L6006C)
-  Pump
-  Mixing Valve
-  Thermal Expansion Tank