

INSTALLERS GUIDE

version 4

The Leader in Tankless Technology

2016

Table of Contents

- RESIDENTIAL CONDENSING** **8**

- RESIDENTIAL NON-CONDENSING** **9**

- COMMERCIAL WATER HEATERS** **10**

- SIZING CHARTS** **11**

- ACCESSORIES** **14**

- PVC VENT** **17**

- SINGLE-WALL VENT** **19**

- VENT ACCESSORIES** **24**

- CONCENTRIC VENT** **26**

- TECHNICAL SUPPORT** **29**

- PROCARD PROGRAM** **30**

THE ALL NEW

PROCARD

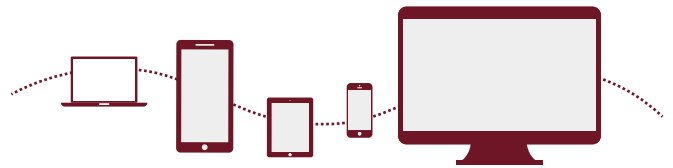
LEAD GENERATION

Grow your business and connect with your customers. Our new leads system can send you notifications straight to your mobile device.



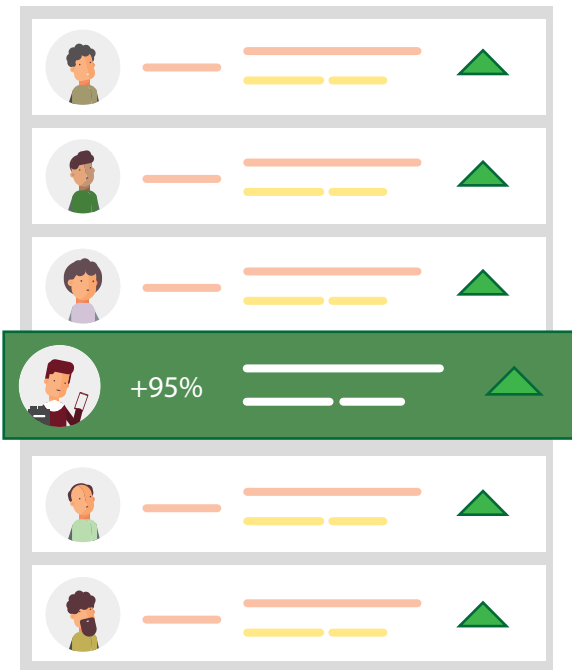
VISIBLE ON ANY DEVICE

Now you can log into ProCard from your phone, tablet, or PC with our rebuilt platform you can access your account anywhere.



POWER RANKING SYSTEM

We let you control your visibility with our dynamic ranking list based on things such as activity, trainings and installations.



NEW MOBILE APP

Access your leads, register a warranty, or get support information. Our new mobile app put Noritz in your pocket. Coming to Android and iOS.



Get started today by downloading the new app on Android or IOS! Sign up at Procard.Noritz.



PRE-ENGINEERED COM


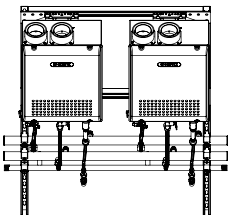

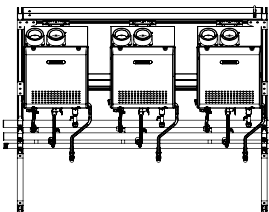


APPLICABLE FOR USE WITH NCC199

Noritz Commercial Water Heater System is a pre-fabricated racking system that can be used in flat rooftop or mechanical room applications for commercial multi-systems. Available in either wall mount or floor mount configurations. For the wall mounted configurations, the Commercial Water Heater System are available for 2 or 3 Noritz tankless water heaters. For the floor mount option, the Commercial Water Heater System are available for 2, 3, 4, 5, or 6 Noritz tankless water heater. **APPLICABLE FOR USE WITH NCC199.**

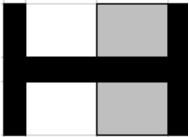
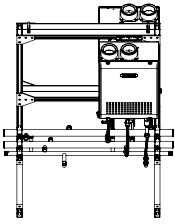

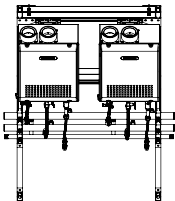

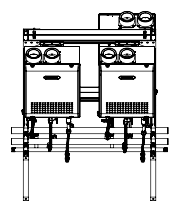

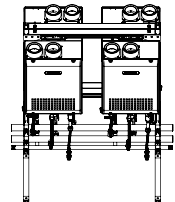
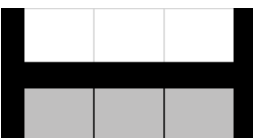
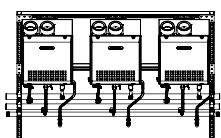
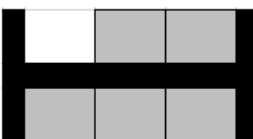
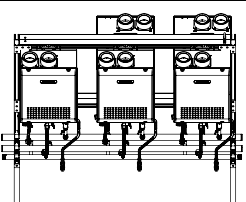
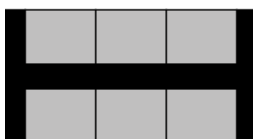
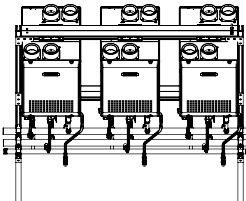
The Commercial Water Heater System provides a time and labor saving solution when installing multiple Noritz tankless water heaters.

- **Manufactured with highly corrosion-resistant aluminum that can withstand extreme environments.**
- **Both wall and floor mount design are available for easy labor installations for both the indoor and outdoor unit types.**
- **All gas, water supplies, and condensate drain are properly pre-sized for optimum performance.**
- **Remote controller and system controller are pre-installed for monitoring and controlling up to 6 units.**

Commercial Water Heater System WALL MOUNT			
Model Number	Rack Type	Configuration	Illustration
CWHS101	2 Unit O.D Wall Mount Rack, LP		
CWHS201	2 Unit O.D Wall Mount Rack, NG		
CWHS301	2 Unit D.V Wall Mount Rack, LP		
CWHS401	2 Unit D.V Wall Mount Rack, NG		
CWHS102	3 Unit O.D Wall Mount Rack, LP		
CWHS202	3 Unit O.D Wall Mount Rack, NG		
CWHS302	3 Unit D.V Wall Mount Rack, LP		
CWHS402	3 Unit D.V Wall Mount Rack, NG		

COMMERCIAL RACK SYSTEM

Commercial Water Heater System FLOOR MOUNT

Model Number	Rack Type	Configuration	Illustration
CWHS103	2 Unit Back to Back O.D Floor Mount, LP		
CWHS203	2 Unit Back to Back O.D Floor Mount, NG		
CWHS303	2 Unit Back to Back D.V Floor Mount, LP		
CWHS403	2 Unit Back to Back D.V Floor Mount, NG		
CWHS104	2 Unit O.D Floor Mount, LP		
CWHS204	2 Unit O.D Floor Mount, NG		
CWHS304	2 Unit D.V Floor Mount, LP		
CWHS404	2 Unit D.V Floor Mount, NG		
CWHS105	3 Unit O.D Floor Mount, LP		
CWHS205	3 Unit O.D Floor Mount, NG		
CWHS305	3 Unit D.V Floor Mount, LP		
CWHS405	3 Unit D.V Floor Mount, NG		
CWHS106	4 Unit O.D Floor Mount, LP		
CWHS206	4 Unit O.D Floor Mount, NG		
CWHS306	4 Unit D.V Floor Mount, LP		
CWHS406	4 Unit D.V Floor Mount, NG		
CWHS107	3 Unit O.D Floor Mount, LP		
CWHS207	3 Unit O.D Floor Mount, NG		
CWHS307	3 Unit D.V Floor Mount, LP		
CWHS407	3 Unit D.V Floor Mount, NG		
CWHS108	5 Unit O.D Floor Mount, LP		
CWHS208	5 Unit O.D Floor Mount, NG		
CWHS308	5 Unit D.V Floor Mount, LP		
CWHS408	5 Unit D.V Floor Mount, NG		
CWHS109	6 Unit O.D Floor Mount, LP		
CWHS209	6 Unit O.D Floor Mount, NG		
CWHS309	6 Unit D.V Floor Mount, LP		
CWHS409	6 Unit D.V Floor Mount, NG		

EZTR40



- Installs Through Existing B Vent (3 and 4 inch round double wall vent)
- Replaces 40 Gallon Tank
- Top Mount Water Connections
- 1/2 Inch Gas Line




All venting & isolation valves included in box

Top Mounted Water Connections

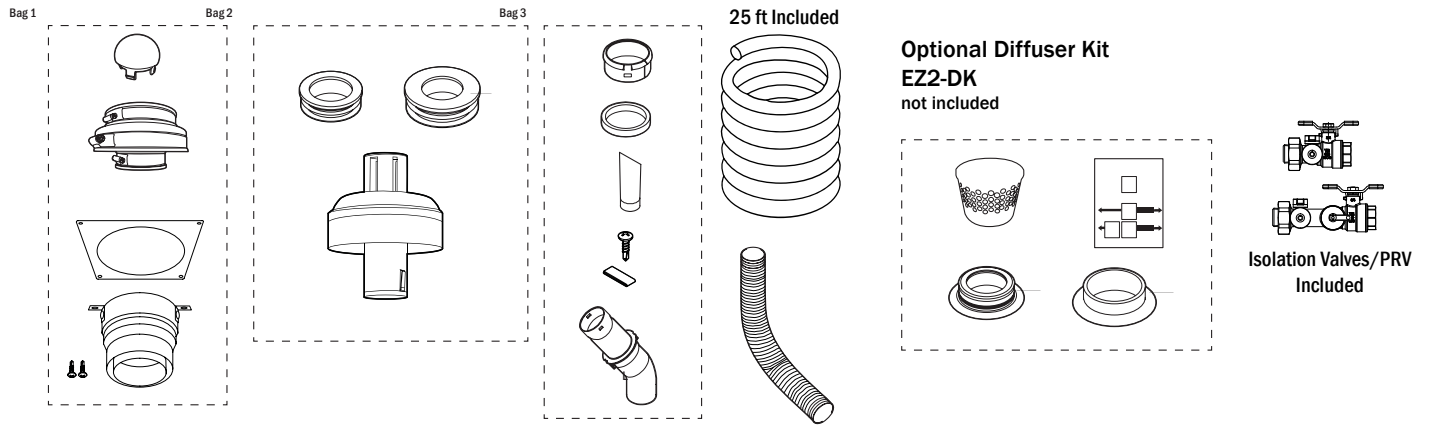
The EZTR40 top mounted water connections allow for fast and easy installation.




Compatible for Indoor Installations Only



Accessories Included



VENTS THROUGH EXISTING, ROUND 3" OR 4" B-VENT	
<h1>EZTR40</h1>	 Low NOx
Model	NRC663
Vent Type	Flex Vent
Dimensions (inches)	27.2 X 18.3 X 9.4
Weight (lbs)	50 lbs.
Min./Max. Btuh	15,000 - 120,000
Energy Factor	0.91
Max. Hot Water Capacity	6.6 GPM
Water Inlet	3/4"
Hot Water Outlet	3/4"
Gas Inlet (1/2 in capable)	1/2" (1/2 in. up to 40 ft)
Temp. Settings	100 - 140°F (in 5°F intervals)
Default Temp. Option	120, 130, 135, 140°F
Warranty	12-year warranty on heat exchanger, 5-year warranty on parts & 1-year reasonable labor*
Ultra Low NOx	yes
Quick Connect	no
Remote Included	digital display
Min/Max Flow Rate	0.5 GPM/6.6 GPM
High Altitude Approved	up to 3,500 ft

**Delivers Hot Water to
Hydronic Heating
& Domestic Use**







COMBI BOILER

**Faster
Hot Water**



NRCP

COMBI & NRCP	COMBINATION BOILER		RECIRCULATION MODEL	
				
Model	CB199	CB180	NRCP1112	NRCP982
Vent Type	<input type="checkbox"/> DV <input type="checkbox"/> SV CONVERSION	<input type="checkbox"/> DV <input type="checkbox"/> SV CONVERSION	<input type="checkbox"/> DV <input type="checkbox"/> SV CONVERSION	<input type="checkbox"/> DV <input type="checkbox"/> SV CONVERSION
Dimensions (inches)	28.7 X 17.3 X 14.8	28.7 X 17.3 X 14.8	28.7 X 17.3 X 14.8	28.7 X 17.3 X 14.8
Weight (lbs)	90 lbs.	90 lbs.	85lbs.	85 lbs.
Min./Max. Btuh	18,000 - 199,000	18,000 - 180,000	18,000 - 199,000	18,000 - 180,000
Energy Factor	-	-	.95	.95
AFUE	95%	95%	-	-
Water Inlet & Outlet	3/4"		3/4"	
Heating Supply & Return	1"		N/A	
Gas Inlet (1/2 in capable)	3/4" (1/2 in. up to 50 ft)	3/4" (1/2 in. up to 40 ft)	3/4" (1/2 in. up to 100 ft)	3/4" (1/2 in. up to 70 ft)
Temp. Settings	90 - 140°F (in 1°F intervals)	90 - 140°F (in 1°F intervals)	100 - 140°F (in 5°F intervals)	100 - 140°F (in 5°F intervals)
Default Temp. Option	N/A	N/A	N/A	N/A
Warranty	10-year warranty on heat exchanger, 5-year warranty on parts & 1-year reasonable labor*			
Ultra Low NOx	yes		yes	
Quick Connect	no	no	yes	yes
Remote Included	yes	yes	yes	yes
Min/Max Flow Rate	0.5 GPM/9.1 GPM	0.5 GPM/9.1 GPM	0.5 GPM/11.1 GPM	0.5 GPM/9.8 GPM
High Altitude Approved	up to 10,000 ft		up to 10,000 ft	

*Refer to our warranty terms & conditions for more details.

SV CONVERSION utilizes SV-CK-3



FOR SPEC SHEETS AND MANUALS VISIT

SUPPORT.NORITZ.COM • 866.766.7489 (press 1)









Add "-NG" or "-LP" to the end of the model number to specify gas type.



DIRECT VENT

OUTDOOR EXHAUST

3" or 4" PVC, CPVC, PP Venting Options

NRC	CONDENSING MODELS (EcoTough)			
	  Low NOx	  Low NOx	  Low NOx	  Low NOx
Model	NRC111	NRC98	NRC711	NRC661
Vent Type	<input type="checkbox"/> DV <input type="checkbox"/> OD <input type="checkbox"/> SV CONVERSION	<input type="checkbox"/> DV <input type="checkbox"/> OD <input type="checkbox"/> SV CONVERSION	<input type="checkbox"/> DV <input type="checkbox"/> OD <input type="checkbox"/> SV CONVERSION	<input type="checkbox"/> DV <input type="checkbox"/> OD <input type="checkbox"/> SV CONVERSION
Dimensions (inches)	24.2 X 18.3 X 9.4	24.2 X 18.3 X 9.4	DV: 23.6 X 13.8 X 6.7 OD: 20.5 X 13.8 X 6.7	DV: 23.6 X 13.8 X 6.7 OD: 20.5 X 13.8 X 6.7
Weight (lbs)	66 lbs.	66 lbs.	DV: 41 lbs. OD: 40 lbs.	DV: 39 lbs. OD: 36 lbs.
Min./Max. Btuh	16,000 - 199,900	16,000 - 180,000	15,000 - 157,000	15,000 - 120,000
Energy Factor	OD: 0.93 DV: 0.91	0.93	0.94	LP: 0.96, NG: 0.95
Max. Hot Water Capacity	35°F Rise: 11.1 gpm	35°F Rise: 9.8 gpm	35°F Rise: 7.1 gpm	35°F Rise: 6.6 gpm
Water Inlet	3/4"			
Hot Water Outlet	3/4"			
Gas Inlet (1/2 in capable)	3/4" (1/2 in. up to 40 ft)	3/4" (1/2 in. up to 50 ft)	3/4" (1/2 in. up to 70 ft)	1/2" (1/2 in. up to 100 ft)
Temp. Settings	100 - 140°F (in 5°F intervals)	100 - 140°F (in 5°F intervals)	115 - 140°F (in 5°F intervals)	115 - 140°F (in 5°F intervals)
Default Temp. Option	120, 125, 130, 140°F	120, 125, 130, 140°F	120, 125, 130, 140°F	120, 130, 140°F
Warranty	12-year warranty on heat exchanger, 5-year warranty on parts & 1-year reasonable labor*			
Ultra Low NOx	yes			
Quick Connect	yes	yes	no	no
Remote Included	yes	yes	digital display	digital display
Min/Max Flow Rate	0.5 GPM/11.1 GPM	0.5 GPM/9.8 GPM	0.5 GPM/7.1 GPM	0.5 GPM/6.6 GPM
High Altitude Approved	up to 8,000 ft			
Mobile Home Approved	yes			

*Refer to our warranty terms & conditions for more details.

 SV CONVERSION utilizes SV-CK-3

APPROVALS

Residential



Add "-NG" or "-LP" to the end of the model number to specify gas type.



CONCENTRIC EXHAUST



SINGLE VENT



OUTDOOR EXHAUST

NR	DURABLE MODELS (ProTough)		AFFORDABLE MODELS (ValueSolutions)		
	Low NOx	Low NOx	Low NOx	Low NOx	
Model	NR98		NR83	NR662	NR501
Vent Type	SV DVC OD		DVC INDOOR ONLY	OD OUTDOOR ONLY	OD OUTDOOR ONLY
Dimensions (inches)	SV/OD: 24.2 X 13.8 X 9.4 DVC: 24.2 X 13.8 X 11		24.2 X 13.8 X 9.4	20.5 X 13.8 X 6.7	20.5 X 13.8 X 6.7
Weight (lbs)	SV/OD: 54 lbs. DVC: 59 lbs.		49 lbs.	35 lbs.	32 lbs.
Min./Max. Btuh	16,000 - 199,900		18,000 - 180,000	15,000 - 140,000	15,000 - 120,000
Energy Factor	LP	NG			
	SV	0.82	0.83		
	DVC	0.82	0.82	LP: 0.87, NG: 0.85	LP: 0.86, NG: 0.85
	OD	0.83	0.84		
Max. Hot Water Capacity	35°F Rise: 9.8 gpm		35°F Rise: 8.3 gpm	35°F Rise: 6.6 gpm	35°F Rise: 5.0 gpm
Water Inlet	3/4"				
Hot Water Outlet	3/4"				
Gas Inlet (1/2 in. capable)	3/4" (1/2 in. up to 40 ft)	3/4" (1/2 in. up to 50 ft)	3/4" (1/2 in. up to 80 ft)	1/2" (1/2 in. up to 100 ft)	
Temp. Settings	100 - 140°F (in 5°F intervals)	100 - 140°F (in 5°F intervals)	115 - 140°F (in 5°F intervals)	115 - 140°F (in 5°F intervals)	
Default Temp. Option	120, 125, 130, 140°F	N/A	120, 130, 140°F	120, 130, 140°F	
Warranty	12-year warranty on heat exchanger, 5-year warranty on parts & 1-year reasonable labor*				
Ultra Low NOx	yes				
Quick Connect	yes	yes	no	no	
Remote Included	yes	yes	digital display	digital display	
Min/Max Flowrate	0.5 GPM/9.8 GPM	0.5 GPM/8.3 GPM	0.5 GPM/6.6 GPM	0.5 GPM/5.0 GPM	
High Altitude Approved	up to 8,000 ft				
Mobile Home Approved	yes				

*Refer to our warranty terms & conditions for more details.


APPROVALS
Residential



FOR SPEC SHEETS AND MANUALS VISIT

SUPPORT.NORITZ.COM • 866.766.7489 (press 1)

Add "-NG" or "-LP" to the end of the model number to specify gas type.






CONCENTRIC EXHAUST

DIRECT VENT

SINGLE VENT

OUTDOOR EXHAUST

NC/NCC	COMMERCIAL MODELS		
			
Model	NCC199	NC380	NC199
Vent Type	<input type="checkbox"/> DV <input type="checkbox"/> OD <input type="checkbox"/> SV CONVERSION	<input type="checkbox"/> SV	<input type="checkbox"/> DVC <input type="checkbox"/> OD
Dimensions (inches)	24.4 X 18.4 X 9.4	29.7 X 19.1 X 11.8	DVC: 23.6 X 13.8 X 11 OD: 23.6 X 13.8 X 9.4
Weight (lbs)	66 lbs.	106 lbs.	DVC: 58 lbs. OD: 54 lbs.
Min./Max. Btuh	16,000 - 199,900	22,500 - 380,000	16,000 - 199,900
Thermal Efficiency	DV : 94% OD: 95%	NG: 80% LP: 81%	DVC: 84% OD: 86%
Max. Hot Water Capacity	35°F Rise: 11.1 gpm	35°F Rise: 13.2 gpm	35°F Rise: 9.8 gpm
Water Inlet	3/4"	1"	3/4"
Hot Water Outlet	3/4"	1"	3/4"
Gas Inlet	3/4"	3/4"	3/4"
Temp. Settings	100 - 150°F (in 5°F intervals), 160, 170, 185°F	100 - 150°F (in 5°F intervals), 160, 170, 180°F	100 - 150°F (in 5°F intervals), 160, 170, 185°F
Default Temp. Option	120, 130, 140, 185°F	120, 130, 140, 180°F	120, 130, 140, 185°F
Warranty	5-year warranty on heat exchanger, 5-year warranty on parts & 1-year reasonable labor*		
Ultra Low NOx	yes	no	yes
Quick Connect	yes	yes	yes
Remote Included	yes	yes	yes
Min/Max Flowrate	0.5 GPM/11.1GPM	0.7 GPM/13.2 GPM	0.5 GPM/9.8 GPM
High Altitude Approved		Up to 8,000 ft	

*Refer to our warranty terms & conditions for more details.

APPROVALS

Commercial



Add "-NG" or "-LP" to the end of the model number to specify gas type.

NEED SIZING?

VISIT OUR SIZING CALCULATOR

<http://www.noritz.com/sizing-calculator-2/>


Temp Rise (°F)	(NC380) Series	NRC111 (NCC199) NRCP1112 Series	NRC98 (NC199) NRCP982 Series	NR83 Series	NRC711 Series	NRC661 NR662 NRC663 Series	NR501 Series	CB180	CB199
30	13.2	11.1	9.8	8.3	7.1	6.6	5.0	9.1	9.1
35	13.2	10.6	9.2	8.1	7.1	6.6	5.0	9.1	9.1
40	13.2	9.3	8.4	7.6	7.1	5.7	5.0	9.1	9.1
45	13.2	8.4	7.5	6.7	6.3	5.3	4.2	7.5	8.4
50	12.5	7.4	6.7	6.1	5.8	4.6	3.9	6.7	7.4
55	11.3	6.8	6.1	5.4	5.2	4.2	3.5	6.1	6.8
60	10.4	6.2	5.6	5.0	4.8	3.8	3.3	5.6	6.2
65	9.6	5.8	5.2	4.7	4.4	3.5	3.0	5.2	5.8
70	8.9	5.3	4.8	4.3	4.1	3.3	2.8	4.8	5.3
75	8.3	5.0	4.5	4.1	3.8	3.1	2.6	4.5	5.0
80	7.8	4.6	4.2	3.8	3.6	2.9	2.5	4.2	4.6
85	7.3	4.4	4.0	3.6	3.4	2.7	2.3	4.0	4.4
90	6.9	4.1	3.7	3.4	3.2	2.6	2.2	3.7	4.1
95	6.6	3.9	3.5	3.2	3.0	2.4	2.1	3.5	3.9
100	6.2	3.7	3.4	3.0	2.9	2.3	2.0	3.4	3.7

MODEL	SUMMER WATER SUPPLY (70°F)		WINTER WATER SUPPLY (45°F)	
	Shower Icons	Flow Rate	Shower Icons	Flow Rate
NC380		5.3 SHOWERS AT 13.2 GPM		4.2 SHOWERS AT 10.4 GPM
NRC111, NCC199 NRCP1112, CB199		4.1 SHOWERS AT 10.6 GPM		2.5 SHOWERS AT 6.2 GPM
NRC98, NR98, NC199, NRCP982, CB180		3.7 SHOWERS AT 9.2 GPM		2.2 SHOWERS AT 5.6 GPM
NR83		3.3 SHOWERS AT 8.1 GPM		2.0 SHOWERS AT 5.0 GPM
NRC711		3.1 SHOWERS AT 7.8 GPM		2.0 SHOWERS AT 4.8 GPM
NR662		2.6 SHOWERS AT 6.6 GPM		1.5 SHOWERS AT 3.8 GPM
NRC661, NRC663		2.6 SHOWERS AT 6.6 GPM		1.5 SHOWERS AT 3.8 GPM
NR501		2.0 SHOWERS AT 5.0 GPM		1 SHOWER AT 3.3 GPM

For peak flow rates in shaded areas, contact Noritz for proper setting.

Assuming a standard 2.5 GPM shower head and 105°F output water temperature. NC380, NC1991 & NCC1991 are commercial models.

VENT TYPE	RESIDENTIAL MODELS										COMMERCIAL MODELS			
	NR83	NR98		NRC661	NRC711	NRC98	NRC111	EZTR40	NRCP	CB180	CB199	NCC199	NC199	NC380
	DVC	DVC	SV	DV	DV	DV	DV	SVF	DV	DV	DV	DV	DVC	SV
4" CAT III VENT			✓											
5" CAT III VENT														✓
CONCENTRIC SS VENT	✓	✓											✓	
2" Flex Pipe								✓						
2" PVC VENT									✓	✓	✓			
3" PVC VENT				✓	✓	✓	✓		✓	✓	✓	✓		
4" PVC VENT						✓	✓					✓		



OD models do not require venting.

SUPPORT.NORITZ.COM • 866.766.7489 (press 1)

Add "-NG" or "-LP" to the end of the model number to specify gas type.

Looking for BIM drawings quick?
Simply scan this QR code and get a comprehensive list of Revit files at your fingertips.

AUTODESK SEEK



DOWNLOAD BIM FILES

STEEL GAS PIPE CHARTS

Table 1. For Less than 8” WC initial supply pressure

Maximum Natural Gas Delivery Capacity (0.5” Pressure Drop)

Pipe Size	Length (including fittings)										
	10' (3m)	20' (6m)	30' (9m)	40' (12m)	50' (15m)	60' (18m)	70' (21m)	80' (24m)	90' (27m)	100' (30m)	125' (38m)
3/4"	360	247	199	170	151	137	126	117	110	104	92
1"	678	466	374	320	284	257	237	220	207	195	173
1 1/4"	1,390	957	768	657	583	528	486	452	424	400	355
1 1/2"	2,090	1,430	1,150	985	873	791	728	677	635	600	532
2"	4,020	2,760	2,220	1,900	1,680	1,520	1,400	1,300	1,220	1,160	1,020
2 1/2"	6,400	4,400	4,400	3,020	2,680	2,430	2,230	2,080	1,950	1,840	1,630
3"	11,300	7,780	7,780	5,350	4,740	4,290	3,950	3,760	3,450	3,260	2,890
4"	23,100	15,900	12,700	10,900	9,660	8,760	8,050	7,490	7,030	6,640	5,890

Values in Table are in Cubic Feet of Gas per Hour (0.60 Specific Gravity, 0.5” Pressure Drop, inlet pressure less than 2psi). Contact your gas supplier for BTU/Cubic Foot ratings. For simplification of your calculations, 1 Cubic Foot of Gas is approximately equivalent to 1000 BTU.

Table 2. For 8” WC – 10.5” WC initial supply pressure

Maximum Natural Gas Delivery Capacity (3.0” Pressure Drop)

Pipe Size	Length (including fittings)										
	10' (3m)	20' (6m)	30' (9m)	40' (12m)	50' (15m)	60' (18m)	70' (21m)	80' (24m)	90' (27m)	100' (30m)	125' (38m)
1/2"	454	312	250	214	190	172	158	147	138	131	116
3/4"	949	652	524	448	397	360	331	308	289	273	242
1"	1,787	1,228	986	844	748	678	624	580	544	514	456
1 1/4"	3,669	2,522	2,025	1,733	1,536	1,392	1,280	1,191	1,118	1,056	936
1 1/2"	5,497	3,778	3,034	2,597	2,302	2,085	1,919	1,785	1,675	1,582	1,402
2"	10,588	7,277	5,844	5,001	4,433	4,016	3,695	3,437	3,225	3,046	2,700
2 1/2"	16,875	11,598	9,314	7,971	7,065	6,401	5,889	5,479	1,540	4,856	4,303
3"	29,832	20,503	16,465	14,092	12,489	11,316	10,411	9,865	9,087	8,584	7,608
4"	43,678	30,020	24,107	20,632	18,286	16,569	15,243	14,181	13,305	12,568	11,139

Values in Table are in Cubic Feet of Gas per Hour (0.60 Specific Gravity, 3.0” Pressure Drop, 8.0” WC or greater supply pressure, inlet pressure less than 2psi). Contact your gas supplier for BTU/Cubic Foot ratings. For simplification of your calculations, 1 Cubic Foot of Gas is approximately equivalent to 1000 BTU.

Table 3. Maximum Undiluted Propane (LP) Delivery Capacity in Thousands of BtuH (0.5” WC Pressure Drop)

Pipe Size	Length (including fittings)												
	10' (3m)	20' (6m)	30' (9m)	40' (12m)	50' (15m)	60' (18m)	70' (21m)	80' (24m)	90' (27m)	100' (30m)	125' (38m)	150' (45m)	200' (60m)
1/2"	275	189	152	129	114	103	96	89	83	78	69	63	55
3/4"	567	393	315	267	237	217	196	185	173	162	146	132	112
1"	1,071	732	590	504	448	409	378	346	322	307	275	252	213
1 1/4"	2,205	1,496	1,212	1039	913	834	771	724	677	630	567	511	440
1 1/2"	3,307	2,299	1,858	1,559	1,417	1,275	1,181	1,086	1,023	976	866	787	675
2"	6,221	4,331	3,465	2,992	2,646	2,394	2,205	2,047	1,921	1,811	1,606	1,496	1,260

For reference only. Please consult gas pipe manufacturer for actual pipe capacities.

H2Flow

Water Treatment
H2F



Model No.	Description	Qty/Box*
CH2F-***	Commercial H2Flow	***
H2F	H2Flow Anti-Scale System	1
H2F-C	H2Flow Replacement Cartridge	1

***Call for commercial sizing

Scale Shield

Water Treatment
SS



Model No.	Description	Qty/Box*
SS-HB-1	Water Treatment for all models up to 9.8 gpm	1
SS-HB-2	Water Treatment for NC380* series	1
HBC-1	Refill Cartridge for SS-HB-1	1
HBC-2	Refill Cartridge for SS-HB-2	1

*Two needed for this model
Only for up to 10 gpm

Lead-Free

**Isolator
Valve Kit**

IK-WV



Model No.	Description	Qty/Box*
IK-WV-200-1-SW-LF	Lead Free 3/4" <i>sweat</i> iso valve kit with male 500K Btuh Pressure Relief Valve	1
IK-WV-200-1-TH-LF	Lead Free 3/4" <i>threaded</i> iso valve kit with male 500K Btuh Pressure Relief Valve	1
IK-WV-300-1-SW-LF	Lead Free 1" <i>sweat</i> iso valve kit with male 500K Btuh Pressure Relief Valve for NC380	1
IK-WV-300-1-TH-LF	Lead Free 1" <i>threaded</i> iso valve kit with male 500K Btuh Pressure Relief Valve for NC380	1

**Commercial
Stand**

MR-2



Model No.	Description	Qty/Box*
MR-2	Commercial stand	1

Condensate

Neutralizer Kit (External)

NC-1/NT20A



Residential



Commercial

Model No.	Description	Qty/Box*
NC-1	Residential Condensate Neutralizer Kit for NRC1111, NRC98, NRC711, NRC661, NRCP, EZTR40, CB	1
NT20A	Commercial Condensate Neutralizer Kit for NRC1111, NRC98, NRC711, NRC661, NCC199, NRCP series	1

Refer to page 16 for complete accessories compatibility chart.

Pipe Cover

PC



Model No.	Description	Qty/Box*
PC-1S	Pipe Cover (NRC661, NRC711, NR501, NR662 series)	1
PC-2S	Pipe Cover for NR981 (SV/OD)	1
PC-2S-GRY	Stone Gray Pipe Cover for NC199-OD	1
PC-3S	Pipe Cover (NRC98 & NRC111)	1
PC-3S-SUS	Stainless Steel PC for NCC199 series	1
PC-4S-SUS	Stainless Steel PC for NC380	1
PC-5S	Pipe Cover for NR981-DVC, NR83-DVC	1
PC-5S-GRY	Stone Gray Pipe Cover for NC199-DVC	1

Quick Connect Cable

QC



Model No.	Description	Qty/Box*
QC-1	Quick Connect Cable for NC380*	1
QC-2	Quick Connect Cable (NR83-DVC, NR98, NRC111, NRC98, NCC199, NC199)*	1
QC-NRCP	NRCP1112 & NRCP982	1

*up to 2 units only

Recess Box

RB




Model No.	Description	Qty/Box*
RB-510	Recess Box for NRC661, NR501, NR662, NRC711	1
RB-700-1	Recess Box for NR98 & NC1991	1
RB-900-1	Recess Box for NRC111, NRC98	1

*for OD models only

Remote Controller

RC



Model No.	Description	Qty/Box*
RC-7650M	Remote Controller (°F & °C) for NC380 Canada only	1
RC-7651M	Remote Controller (All Residential Models)	1
RC-9018M	Commercial Remote Controller	1

Remotes will require a remote cord

Remote Controller Cord

RC-CORD



Model No.	Description	Qty/Box*
RC-CORD10	10 ft. length	1
RC-CORD26	26 ft. length	1

**System
Controller**
SC



Model No.	Description	Qty
SC-201-24M	System Controller up to 24 units for NC380 series	1
SC-201-12M	System Controller up to 12 units for NC380 series	1
SC-201-6M	System Controller up to 6 units for NC380 series	1
SCU-301-24M	System Controller up to 24 units for NCC199 series	1
SCU-301-12M	System Controller up to 12 units for NCC199 series	1
SC-301-6M	System Controller up to 6 units for NCC199 series	1
SC-301-6M-EXT	System Controller up to 6 units for NC199 series	1

**Building
Management
System**
BMS1-XX



Model No.	Description	Qty
BMS1-SC-201-6M	BMS using SC-201-6M System Controller for NC380 series	1
BMS1-SC-301-6M	BMS using SC-301-6M System Controller	1



SUPPORT.NORITZ.COM • 866.766.7489 (press 1)

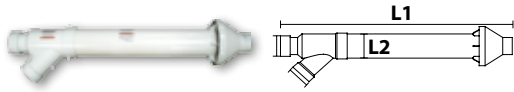
Refer to page 16 for complete accessories compatibility chart.

Accessories	Part #	Residential Models														Commercial Models							
		NR501	NR662	NR83	NR98			NRC661		NRC711		NRC98		NRC111		NRCP	CB	EZTR	NCC199		NC199	NC380	
		OD	OD	DVC	DVC	SV	OD	DV	OD	DV	OD	DV	OD	DV	OD	DV	DV	SVF	DV	OD	DVC	OD	SV
RC Outdoor Junction Box	0700757	✓	✓				✓		✓		✓		✓		✓					✓		✓	✓
H2Flow Water Treatment	CH2F-***																			✓	✓	✓	✓
	H2F	✓	✓	✓	✓	✓	✓	✓	✓	✓	✓	✓	✓	✓	✓	✓	✓	✓	✓	✓	✓	✓	✓
	H2F-C	✓	✓	✓	✓	✓	✓	✓	✓	✓	✓	✓	✓	✓	✓	✓	✓	✓	✓	✓	✓	✓	✓
Scale Shield Water Treatment	SS-HB-1	✓	✓	✓	✓	✓	✓	✓	✓	✓	✓	✓	✓	✓	✓	✓	✓	✓			✓	✓	
	SS-HB-2													✓	✓	✓	✓			✓	✓		✓
Scale Shield Refill Cartridge	HBC-1	✓	✓	✓	✓	✓	✓	✓	✓	✓	✓	✓	✓	✓	✓	✓	✓	✓	✓	✓	✓	✓	✓
	HBC-2													✓	✓	✓	✓			✓	✓		✓
Lead-Free Isolation Valve Kit	IK-WV-200-1-SW-LF	✓	✓	✓	✓	✓	✓	✓	✓	✓	✓	✓	✓	✓	✓	✓	✓	✓	✓	✓	✓	✓	✓
	IK-WV-200-1-TH-LF	✓	✓	✓	✓	✓	✓	✓	✓	✓	✓	✓	✓	✓	✓	✓	✓	✓	✓	✓	✓	✓	✓
	IK-WV-300-1-SW-LF																						✓
	IK-WV-300-1-TH-LF																						✓
Commercial Stand	MR-2				✓	✓	✓						✓	✓	✓	✓				✓	✓	✓	✓
Condensate Neutralizer Kit	NC-1							✓	✓	✓	✓	✓	✓	✓	✓	✓	✓	✓	✓	✓	✓	✓	✓
	NT20A																			✓	✓	✓	✓
Pipe Cover	PC-1S	✓	✓					✓	✓	✓	✓												
	PC-2S					✓	✓																
	PC-2S-GRY																						✓
	PC-3S												✓	✓	✓	✓							
	PC-3S-SUS																			✓	✓		
	PC-4S-SUS																						✓
	PC-5S			✓	✓																		
	PC-5S-GRY																					✓	
Quick Connect Cable	QC-1																						✓
	QC-2			✓	✓	✓	✓				✓	✓	✓	✓						✓	✓	✓	✓
	QC-NRCP														✓								
Recess Box	RB-510	✓	✓						✓		✓												
	RB-700-1						✓																✓
	RB-900-1													✓	✓								
Remote Controller	RC-7650M (CANADA)																						✓
	RC-7651M	✓	✓	✓	✓	✓	✓	✓	✓	✓	✓	✓	✓	✓	✓	✓		✓					✓
	RC-9018M																			✓	✓	✓	✓
Remote Controller Cord	RC-CORD10	✓	✓			✓	✓	✓	✓	✓	✓	✓	✓	✓	✓	✓		✓	✓	✓	✓	✓	✓
	RC-CORD26	✓	✓			✓	✓	✓	✓	✓	✓	✓	✓	✓	✓	✓		✓	✓	✓	✓	✓	✓
System Controller	SC-201-24M																						✓
	SC-201-12M																						✓
	SC-201-6M																						✓
	SCU-301-24M																			✓	✓		
	SCU-301-12M																			✓	✓		
	SC-301-6M																			✓	✓		
	SC-301-6M-EXT																				✓	✓	
Building Management System	BMS1-SC-201-6M																						✓
	BMS1-SC-301-6M																			✓	✓	✓	✓
EZTR Optional Diffuser Kit	EZ2-DK																	✓					

*Included with heater purchase. **Two units required. ***Contact Noritz for commercial sizing.

PVC Concentric Horizontal

Termination Kit
VK3-H-PVC

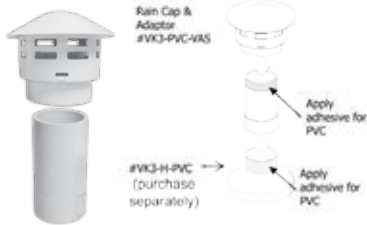


Model No.	Venting Series	L1	L2	Qty / Box
VK3-H-PVC	3" PVC	39"	4.5"	1

* VK3-PVC-VAS is required when installing vertically.

PVC Concentric Vertical

Adapter Set
VK3-PVC-VAS



Model No.	Venting Series	L1	L2	Qty / Box
VK3-PVC-VAS	3" PVC	-	-	1

* May only be used in conjunction with the VK3-H-PVC in the vertical orientation.

* Not approved for Canada

Diagram : Vertical Configuration

VK3-H-PVC
VK3-PVC-VAS

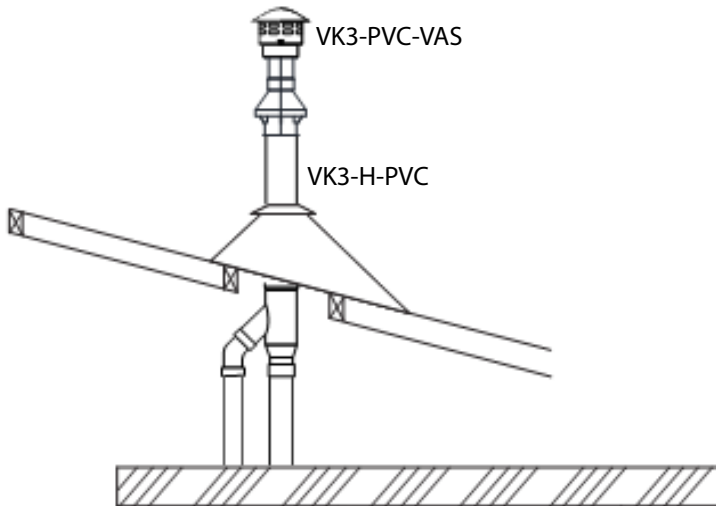
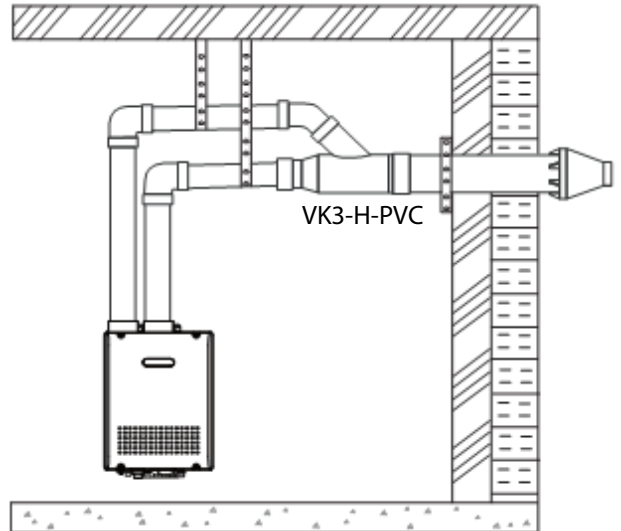


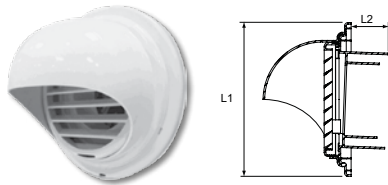
Diagram : Horizontal Configuration

VK3-H-PVC



Plastic Horizontal Termination

PVT-HL

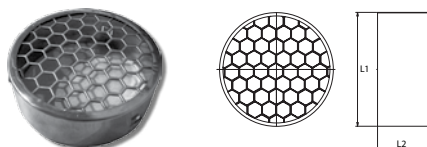


Model No.	Venting Series	L1	L2	Qty / Box
PVT-HL	3" PVC 4" PVC	7.5"	2.0"	6

* Not approved for Canada

Stainless Steel Bird Screen for PVC Termination

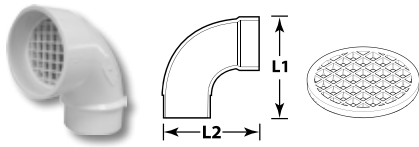
VTX-PVCS



Model No.	Venting Series	L1	L2	Qty / Box
VT3-PVCS	3" PVC	2.8"	3.0"	6
VT4-PVCS	4" PVC	4.5"	3.0"	6

DV to SV Conversion Kit

SV-CK-3

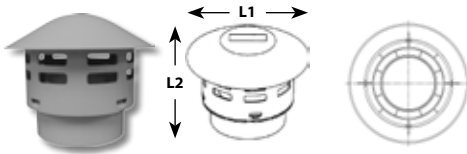


Model No.	Venting Series	L1	L2	Qty / Box
SV-CK-3	3" PVC*	6.7"	6.4"	6

*For all NRCs , NCC199, NRCP, and CB Series Only

Plastic Rain Cap

PRC-1



Model No.	Venting Series	L1	L2	Qty / Box
PRC-1	2" PVC 3" PVC 4" PVC	7.7"	6.2"	1

* Not approved for Canada

2" PVC	NRCP & CB Series*
3" PVC	For NRC111, NCC199, NRC98, NRC711, NRC661, NRCP, & CB Series
4" PVC	For NRC111, NCC199, NRC98, NRC711, NRC661

* requires 3x2 PVC bushing (not sold through Noritz).

4" PVC Adapter

VK4-PVC2SUS



Model No.	Description	Qty/Box*
VK4-PVC2SUS	Convert from 4" PVC to 4" Single-Wall Stainless Steel Venting	1

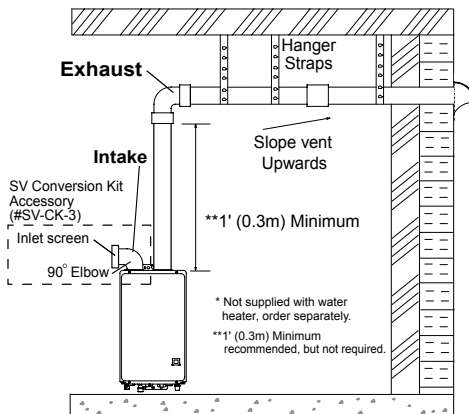
Cosmetic PVC Ring

CRX-PVC

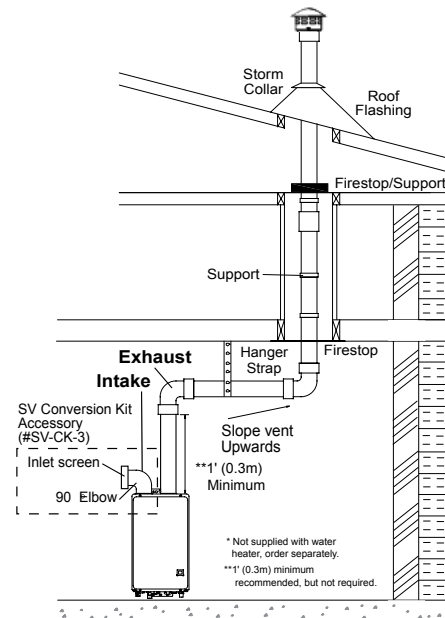


Model No.	Description	Qty/Box*
CR3-PVC	3" PVC Cosmetic Ring	1
CR4-PVC	4" PVC Cosmetic Ring	1

Horizontal Vent Termination- PVC/CPVC Materials Only

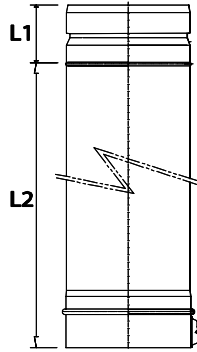


Vertical Vent Termination- PVC/CPVC Materials Only



Rigid Vent Pipe

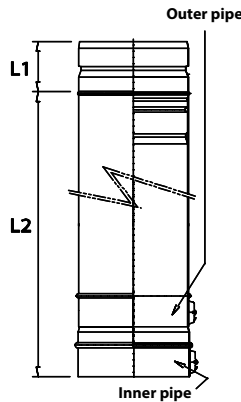
Stainless Steel Single-Wall
VPX-XXSTR



Model No.	Venting Series	L1	L2	Qty / Box
VP4-6STR	4" SUS	2.1"	6.0"	6
VP4-12STR	4" SUS	2.1"	12.0"	6
VP4-24STR	4" SUS	2.1"	24.0"	6
VP4-36STR	4" SUS	2.1"	36.0"	6
VP4-48STR	4" SUS	2.1"	48.0"	6
VP5-6STR	5" SUS	2.7"	6.0"	6
VP5-12STR	5" SUS	2.7"	12.0"	6
VP5-24STR	5" SUS	2.7"	24.0"	6
VP5-36STR	5" SUS	2.7"	36.0"	6
VP5-48STR	5" SUS	2.7"	48.0"	6

Adjustable Vent Pipe

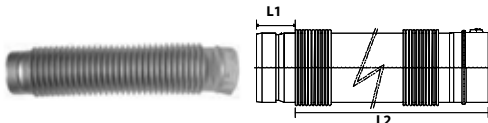
Stainless Steel Single-Wall
VPX-XXADJ



Model No.	Venting Series	L1	L2	Qty / Box
VP4-9.4ADJ	4" SUS	2.1"	6.8" - 9.1"	6
VP4-13.4ADJ	4" SUS	2.1"	9.5" - 14.6"	6
VP4-21.4ADJ	4" SUS	2.1"	15.4" - 26.5"	6
VP4-60ADJ	4" SUS	2.1"	36.0" - 60.0"	6
VP5-9.4ADJ	5" SUS	2.7"	6.8" - 9.1"	6
VP5-13.4ADJ	5" SUS	2.7"	9.5" - 14.6"	6
VP5-21.4ADJ	5" SUS	2.7"	15.4" - 26.5"	6

Semi-Flexible Vent Pipe

Stainless Steel Single-Wall
VPX-18FLEX

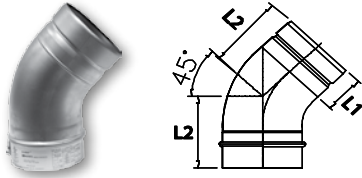


Model No.	Venting Series	L1	L2	Qty / Box
VP4-18FLEX	4" SUS	2.1"	16.75"	6
VP5-18FLEX	5" SUS	2.1"	16.75"	6

4" SUS	For NR981 Series	5" SUS	For NC380 Series
		Concentric SUS	For DVC Series

45° Vent Pipe Elbow

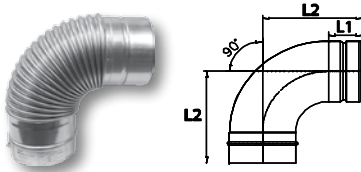
Stainless Steel Single-Wall
VPX-45ELB



Model No.	Venting Series	L1	L2	Qty / Box
VP4-45ELB	4" SUS	2.1"	4.0"	6
VP5-45ELB	5" SUS	2.7"	5.4"	6

90° Vent Pipe Elbow

Stainless Steel Single-Wall
VPX-90ELB

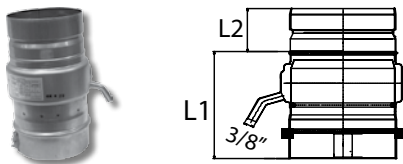


Model No.	Venting Series	L1	L2	Qty / Box
VP4-90ELB	4" SUS	2.1"	6.2"	6
VP5-90ELB	5" SUS	2.7"	7.9"	6

*non-flexible

Vent Pipe Vertical Drain Tee

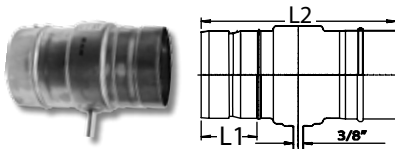
Stainless Steel Single-Wall
DTX-V



Model No.	Venting Series	L1	L2	Qty / Box
DT4-V	4" SUS	2.1"	5.1"	6
DT5-V	5" SUS	2.7"	6.2"	6

Vent Pipe Horizontal Drain Tee

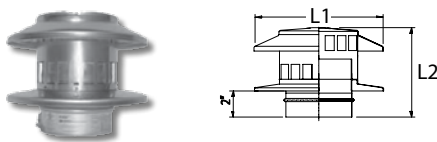
Stainless Steel Single-Wall
DTX



Model No.	Venting Series	L1	L2	Qty / Box
DT4	4" SUS	2.1"	7.2"	6
DT5	5" SUS	2.7"	8.0"	6

Vent Pipe Rain Cap

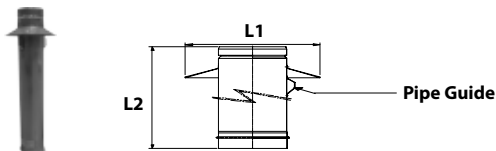
Stainless Steel Single-Wall
RC-X



Model No.	Venting Series	L1	L2	Qty / Box
RC4	4" SUS	7.8"	6.6"	6
RC5	5" SUS	11.0"	7.2"	6

Storm Collar Vent Pipe

Stainless Steel Single-Wall
SCPX



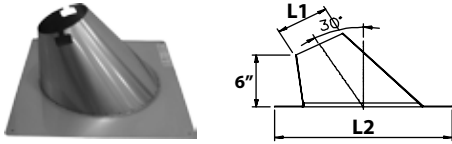
Model No.	Venting Series	L1	L2	Qty / Box
SCP5	5" SUS	8.8"	25.2"	6

4" SUS	For NR98 Series
--------	-----------------

5" SUS	For NC380 Series
Concentric SUS	For DVC Series

Angled Roof Flashing

ARFX

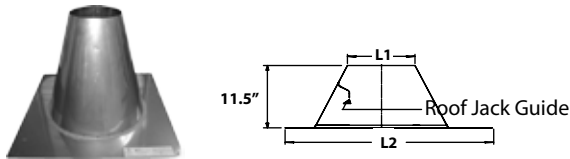


Model No.	Venting Series	L1	L2	Qty
ARF5	5" SUS	7.0"	18.0"	1
CARF-1	Concentric SUS*	8.0"	16.0"	1
**ADJRF34	3" & 4"*	5.7"	14.3"	1

**Galvalume for ADJRF34
*0-45 Degree Roof Pitch

Stainless Steel Flat Roof Flashing

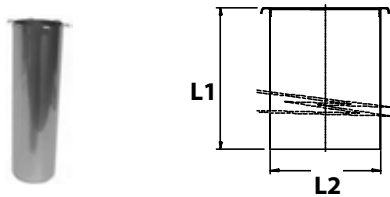
FRFX



Model No.	Venting Series	L1	L2	Qty
FRF5	5" SUS	6.3"	18.0"	1

Roof Jack

RJX

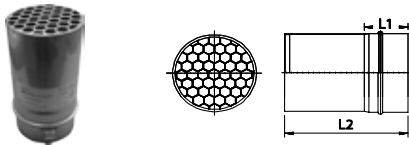


Model No.	Venting Series	L1	L2	Qty
RJ5	5" SUS	18.0"	6.0"	6
*ADJRJ34	3" & 4"	18.2"	4.6"	6

*Galvalume for ADJRF34 only

Straight Termination w/ Birdscreen

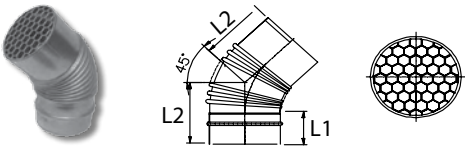
Stainless Steel Single-Wall Vent Pipe
VTX-S



Model No.	Venting Series	L1	L2	Qty / Box
VT4-S	4" SUS	2.1"	6.2"	6
VT5-S	5" SUS	2.7"	7.9"	6

45° Vent Pipe Termination w/ Birdscreen

Stainless Steel Single-Wall
VTX-S45

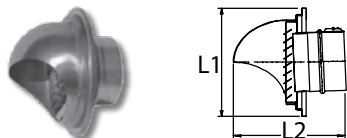


Model No.	Venting Series	L1	L2	Qty / Box
VT4-S45	4" SUS	2.1"	4.0"	6
VT5-S45	5" SUS	2.7"	5.4"	6

*non-flexible

Vent Pipe Termination w/ Hood

Stainless Steel Single-Wall
VTX-SH



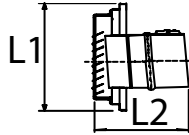
Model No.	Venting Series	L1	L2	Qty / Box
VT4-SH	4" SUS	7.4"	6.1"	6
VT5-SH	5" SUS	7.4"	6.6"	6

4" SUS	For NR981 Series	5" SUS	For NC380 Series
		Concentric SUS	For DVC Series

Vent Pipe Termination w/ Louver

Stainless Steel Single-Wall

VTX-SL

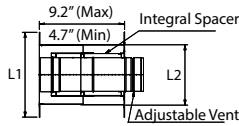


Model No.	Venting Series	L1	L2	Qty / Box
VT4-SL	4" SUS	7.4"	3.2"	6
VT5-SL	5" SUS	7.4"	3.7"	6

Vent Pipe Wall Thimble

Stainless Steel Single-Wall

WTX

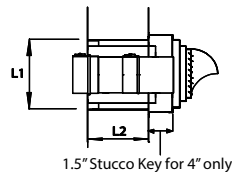


Model No.	Venting Series	L1	L2	Qty / Box
WT4	4" SUS	10.0"	7.0"	1
WT5	5" SUS	12.2"	10.7"	1

Adjustable Wall Thimble w/ Termination

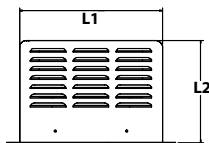
Stainless Steel Single-Wall Vent Pipe

WTX-H-XX



Model No.	Venting Series	L1	L2	Qty / Box
WT4-H-8-1	4" SUS	5.8"	4.1" - 7.8"	1
WT4-H-14-1	4" SUS	5.8"	7.8" - 14.0"	1
WT5-H-6	5" SUS	10.7"	6.0" - 7.0"	1
WT5-H-7	5" SUS	10.7"	7.0" - 8.0"	1

**Outdoor Vent Caps
(for SV models)**

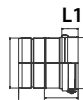


Model No.	Venting Series	L1	L2	Qty / Box
VC-132*	5" SUS	18.9"	7.6"	1

***Only for NC380**

Appliance Adapter Vent Pipe

Stainless Steel Single-Wall



Model No.	Venting Series	L1	L2	Qty / Box
VP4-ADAPT-1	4" SUS	1.2"	4.9"	6

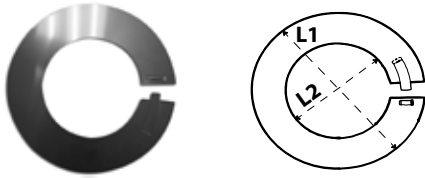
***Only used with non Noritz unit but want to use N-Vent**

4" SUS	For NR981 Series
--------	------------------

5" SUS	For NC380 Series
Concentric SUS	For DVC Series

Stainless Steel Cosmetic Ring

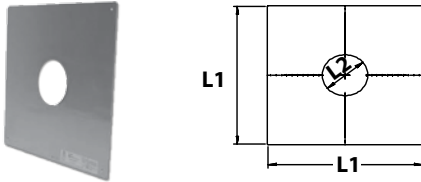
CRX-



Model No.	Venting Series	L1	L2	Qty / Box
CR4-SUS	4" SUS	7.2"	4.3"	1
CR5-SUS	Concentric and 5" SUS	9.9"	5.4"	1

Stainless Steel Fire Stop

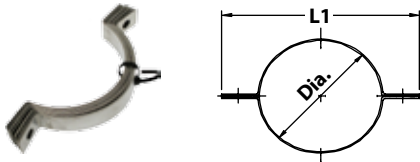
FSX



Model No.	Venting Series	L1	L2	Qty
FS4	4" SUS	18.0"	4.4"	6
FS5	5" SUS	20.4"	5.4"	6

Stainless Steel Support Clamp

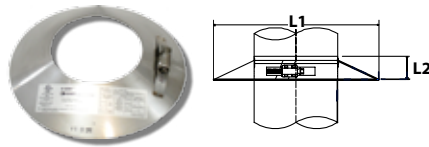
SCX



Model No.	Venting Series	L1	L2	Qty
SC4	4" SUS	6.0"	-	5 Sets
SC5	5" SUS	7.0"	-	5 Sets

Storm Collar Ring

SCRX



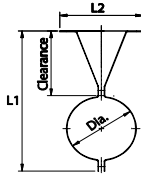
Model No.	Venting Series	L1	L2	Qty
CSCR-1	Concentric and 5" SUS	9.1"	4.0"	6
SCR4-1	4"	8"	3.25"	6

4" SUS	For NR98 Series
--------	-----------------

5" SUS	For NC380 Series
Concentric SUS	For DVC Series

4" SUS Venting Series

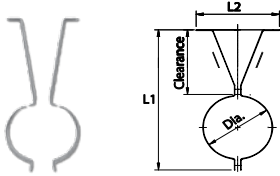
Stainless Steel Support Straps
SS4-X



Model No.	Clearance	L1	L2	Qty
SS4-1	1"	5.7"	4.7"	5 Sets
SS4-2	2"	6.6"	4.7"	5 Sets
SS4-4	4"	8.7"	4.7"	5 Sets
SS4-6	6"	10.7"	4.7"	5 Sets

5" & Concentric SUS Venting Series


Stainless Steel Support Straps
SS5-X



Model No.	Clearance	L1	L2	Qty
SS5-1	1"	6.8"	6.0"	5 Sets
SS5-2	2"	7.8"	6.0"	5 Sets
SS5-4	4"	9.8"	6.0"	5 Sets
SS5-6	6"	11.8"	6.0"	5 Sets

Stainless Steel Bug Guard

BG

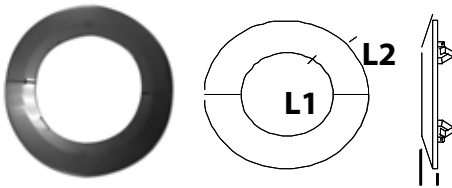


Model No.	Venting Series	Description	Qty
BG-DVC-H	Concentric SUS	For CVK-H Series	1
BG-DVC-V	Concentric SUS	For CVK-V Series	1

* Image & drawing shown: BG-DVC-V

Stainless Steel Face Plates

FP-X



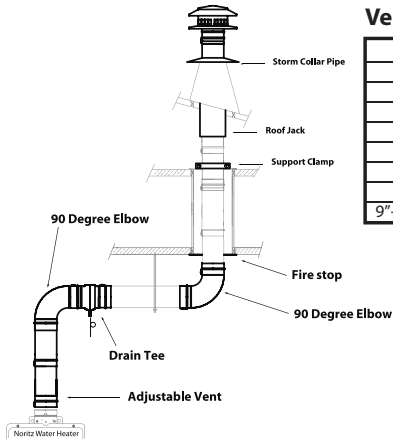
Model No.	Venting Series	L1	L2	Qty
FP-5-OUT	Concentric SUS	6.7"	8.7"	1

4" SUS	For NR98 Series
--------	-----------------

5" SUS	For NC380 Series
Concentric SUS	For DVC Series

N-Vent Vertical Vent Kit

VK4-V-1-F



Vertical Kit Contains:

Description	Part Number	Quantity
Drain Tee	DT4	1
90 Degree Elbow	VP4-90ELB	2
Firestop	FS4	1
Support Clamp	SC4	1
Roof Jack	RJ4	1
Storm Collar Pipe	SCP4	1
Rain Cap	RC4	1
9"- 13.4" Adjustable Vent	VP4-13.4ADJ	1

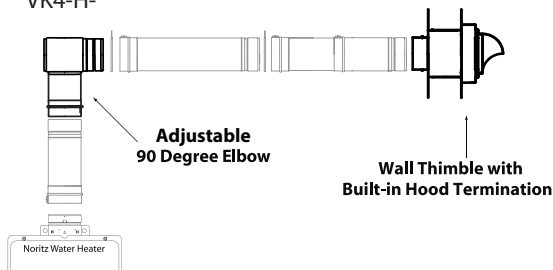


Vent Pipe Vertical Kit Stainless Steel Single-Wall VK4-V1

Model No.	Venting Series	Qty/Box
VK4-V1	4" SUS	1

N-Vent Horizontal Vent Kit

VK4-H-*



Horizontal Kit Contains:

Description	Part Number	Quantity
Wall Thimble with Built-in Hood Termination	WT4-H-#-1 (# Based on wall thickness)	1
Vertical Adjustment Range (7.5" - 11")	VP4-90ADJELB	1

Wall Thickness	Venting Kit Number
4.1" - 7.4"	VK4-H-8-1
7.4" - 14"	VK4-H-14-1



Vent Pipe Horizontal Kit Stainless Steel Single-Wall VK4-H-XX-1

Model No.	Venting Series	Qty/Box
VK4-H-8-1	4" SUS*	1
VK4-H-14-1	4" SUS**	1

* (4.1" - 7.4" Wall Thickness)
** (7.4" - 14" Wall Thickness)



NEED HELP?

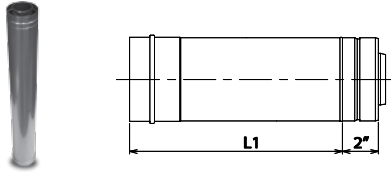
SUPPORT.NORITZ.COM • 866.766.7489 (press 1)

4" SUS	For NR981 Series
--------	------------------

5" SUS	For NC380 Series
Concentric SUS	For DVC Series

Rigid Vent Pipe

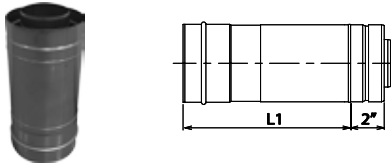
Stainless Steel Double-Wall
CVP-XSTR



Model No.	Venting Series	L1	L2	Qty / Box
CVP-4STR	Concentric SUS	3.3"	-	6
CVP-12STR	Concentric SUS	11.8"	-	6
CVP-24STR	Concentric SUS	23.6"	-	6
CVP-36STR	Concentric SUS	35.4"	-	6

Adjustable Vent Pipe

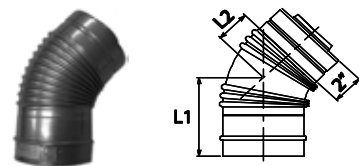
Stainless Steel Double-Wall
CVP-XXADJ



Model No.	Venting Series	L1	L2	Qty / Box
CVP-11ADJ	Concentric SUS	8.3" - 11.2"	-	6
CVP-16ADJ	Concentric SUS	11.0" - 16.7"	-	6
CVP-40ADJ	Concentric SUS	22.8" - 40.6"	-	6

45° Vent Pipe Elbow

Stainless Steel Double-Wall
CVP-45ELB

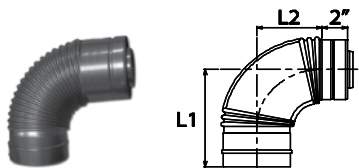


Model No.	Venting Series	L1	L2	Qty / Box
CVP-45ELB	Concentric SUS	5.3"	2.2"	6

*non-flexible

90° Vent Pipe Elbow

Stainless Steel Double-Wall
CVP-90ELB

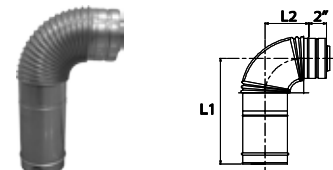


Model No.	Venting Series	L1	L2	Qty / Box
CVP-90ELB	Concentric SUS	8.1"	4.9"	6

*non-flexible

90° Adjustable Vent Pipe Elbow

Stainless Steel Double-Wall
CVP-90ADJELB

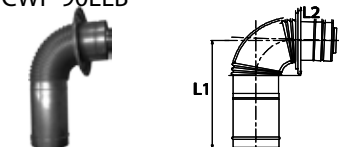


Model No.	Venting Series	L1	L2	Qty / Box
CVP-90ADJELB	Concentric SUS	12.6" - 15.8"	4.9"	6

*non-flexible

90° Adjustable Vent Pipe Elbow w/ Wall Flange

Stainless Steel Double-Wall
CWF-90ELB



Model No.	Venting Series	L1	L2	Qty / Box
CWF-90ELB	Concentric SUS	12.6" - 15.8"	8.7"	6

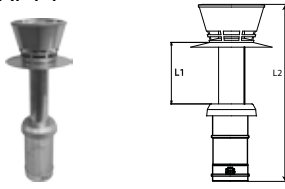
*non-flexible

4" SUS	For NR98 Series
--------	-----------------

5" SUS	For NC380 Series
Concentric SUS	For DVC Series

Vent Pipe Rain Cap

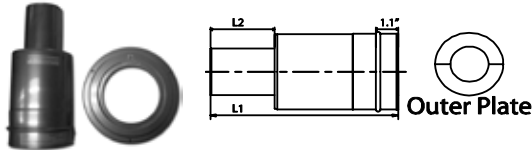
Stainless Steel Double-Wall
CRCAI-1-F



Model No.	Venting Series	L1	L2	Qty / Box
CRCAI-1-F	Concentric SUS	10.6"	26.5"	1

Straight Termination w/ Birdscreen

Stainless Steel Double-Wall Vent Pipe
CVT-S



Model No.	Venting Series	L1	L2	Qty / Box
CVT-S	Concentric SUS	11.0"	3.9"	6

Vent Pipe w/ Wall Flange

Stainless Steel Double-Wall
CWF-F



Model No.	Venting Series	L1	L2	Qty / Box
CWF-F	Concentric SUS	2.0"	8.7"	6

Builder's Edition Wall Thimble

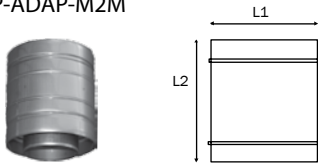
Galvalume Double-Wall Vent Pipe
CWT-H



Model No.	Venting Series	L1	L2	Qty / Box
CWT-H	Concentric	Min. 3.5"	1.5"	1

Concentric Vent Pipe Adapter Male to Male

Stainless Steel Double-Wall
CVP-ADAP-M2M

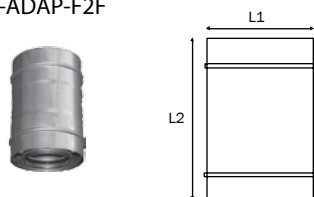


Model No.	Venting Series	L1	L2	Qty / Box
CVP-ADAP-M2M	Concentric	5"	5.5"	1

Newest Heater Models. Version 1 venting

Concentric Vent Pipe Adapter Female to Female

Stainless Steel Double-Wall
CVP-ADAP-F2F

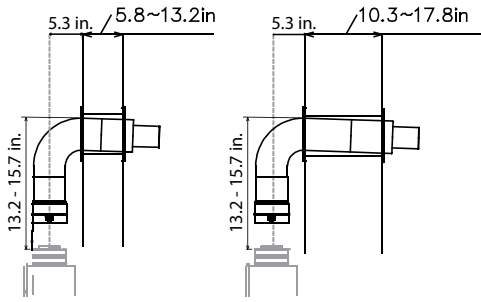


Model No.	Venting Series	L1	L2	Qty / Box
CVP-ADAP-F2F	Concentric	5"	7.5"	1

Prior Heater Models. Version 2 venting

4" SUS	For NR98 Series	5" SUS	For NC380 Series
		Concentric SUS	For DVC Series

Horizontal- Kits




Standard Wall Kit
Includes inner & outer plates
CVK-H-F

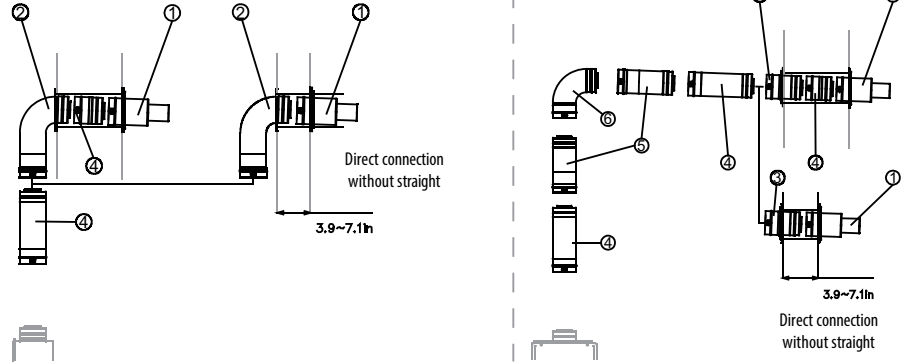
Wall Thickness Range
From 5.8"-13.2"

Thick Wall Kit
Includes inner & outer plates
CVK-H2-F

Wall Thickness Range
From 10.3"-17.8"



Horizontal- Build Your Own



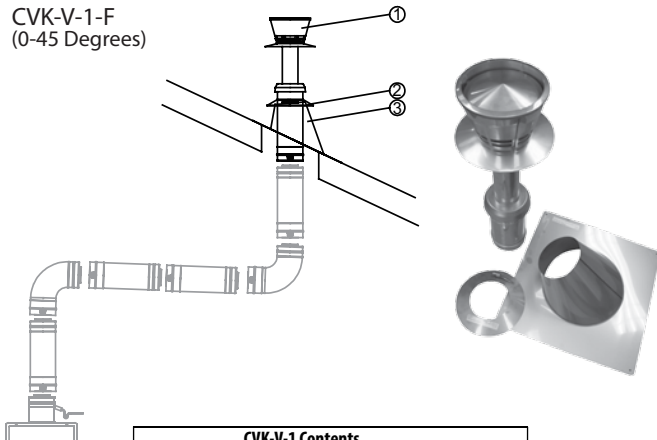
No	1	2	3	4	5	6
Description	Straight Bird Screen w/ Outer Plate	90° Adj w/ Wall Flange	Straight Vent Pipe w/ Wall Flange	Straight	Adjustable	45/ 90 Degree
Part Number	CVT-S	CWF-90ELB	CWF-F	CVP-4/12/24/36STR	CVP-11/16/40ADJ	CVP-45/90ELB

Vent Pipe Horizontal Kit
Stainless Steel Double-Wall
CVK-H

Model No.	Venting Series	Qty/Box
CVK-H-F	Concentric SUS*	1
CVK-H2-F	Concentric SUS**	1

* (5.8" - 13.2" Wall Thickness)
** (10.3" - 17.8" Wall Thickness)

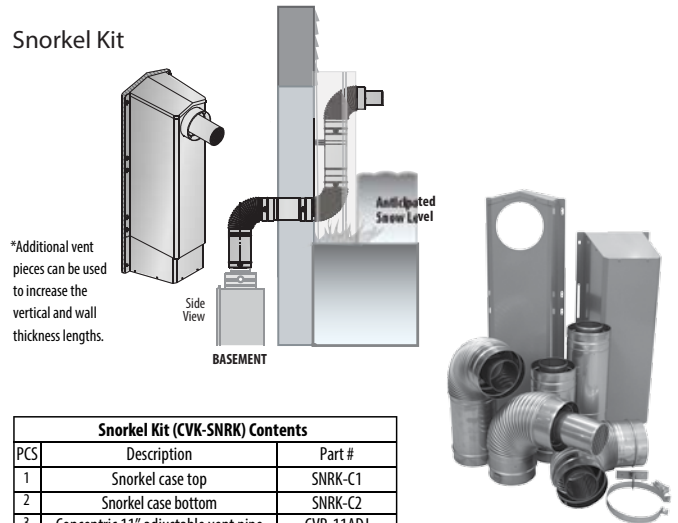
Vertical Kit
CVK-V-1-F
(0-45 Degrees)



CVK-V-1 Contents		
No	Description	Part Number
1	Concentric Rain Cap	CRCAL-1-F
2	Storm Collar	CSCR-1
3	Adjustable Roof Flashing (0-45 Degrees)	CARF-1



Snorkel Kit



*Additional vent pieces can be used to increase the vertical and wall thickness lengths.

Snorkel Kit (CVK-SNRK) Contents		
PCS	Description	Part #
1	Snorkel case top	SNRK-C1
2	Snorkel case bottom	SNRK-C2
3	Concentric 11" adjustable vent pipe	CVP-11ADJ
4	Concentric 16" adjustable vent pipe	CVP-16ADJ
5	Concentric snorkel termination elbow	CVT-SNRK-90ELB
6	Concentric 90 degree elbow	CVP-90ELB
7	Concentric 90 degree adjustable elbow	CVP-90ADJELB
8	Adjustable support strap	SSS-3ADJ
9	Screw set	S-12



Vent Pipe Vertical Kit
Stainless Steel Double-Wall
CVK-V-1


Model No.	Venting Series	Qty/Box
CVK-V-1-F	Concentric SUS*	1

* (0 - 45 Degree Roof Pitch)

Stainless Steel Double-Wall
Vent Pipe Horizontal Snorkel Kit
CVK-SNRK-F

Model No.	Venting Series	Qty/Box
CVK-SNRK-F	Concentric SUS	1

* adapter needed



TECHNICAL SUPPORT

Noritz America provides two customer-service initiatives – a Technical Support Web Site and an In-House Call Center – with the goal of delivering information more quickly and efficiently to customers, whether their preferred method is the telephone or online.

Hours of operation: Mon-Fri 5 am – 6pm PST, Sat 7am – 3pm PST

SUPPORT.NORITZ.COM • 866.766.7489 (press 1)



PART SEARCH TOOL

Allows you to search for parts easily. Access a complete overview of technical spec info, installation, accessories, approvals & warranty.



TECHNICAL LITERATURE

The Technical Literature section of the site offers five different, downloadable items for each product: spec sheet, owner's guide, installation manual, parts list and certification listings.



WARRANTY CALCULATOR

This calculator is designed to approximate the length of the warranty terms. Now more precise when you add an installation date or maintenance monitor data.



ADVANCED SEARCH FUNCTION

Allows you to search information by articles associated with a specific model number.

PROCARD MEMBERS EXCLUSIVE BENEFITS*



TROUBLESHOOTING SECTION

Containing even more in-depth technical information than the rest of the site, this area is specifically reserved for members of the Noritz PROCard customer-loyalty program.



NEW APP

Check your PROCard account and receive hot leads with our new app.



SERVICE REP LOCATOR

Includes filters and search criteria selected by the user so they can find you when they need you. Added with a fair online rating system that makes sense.

*These benefits are only available when you login with your PROCard I.D. and password. Forgot your password? E-mail procard@noritz.com to retrieve your membership number & password.



NORITZ TECH TIPS

Interactive Video Training

Watch and Learn at
www.noritz.com/techtips

NORITZ ONLINE TRAINING

training.noritz.com



Available Courses

-R1

-NRCP

-EZTR

-Combi Boiler

Headquarters

**11160 Grace Avenue
Fountain Valley, CA 92708
Phone: 714.433.2905
Fax: 714.241.1514**



**www.noritz.com/pro
Toll Free: 888.382.6568**

